

**Fiscal Programs - Comptroller of Public Accounts
Summary of Recommendations - Senate**

Page I-23

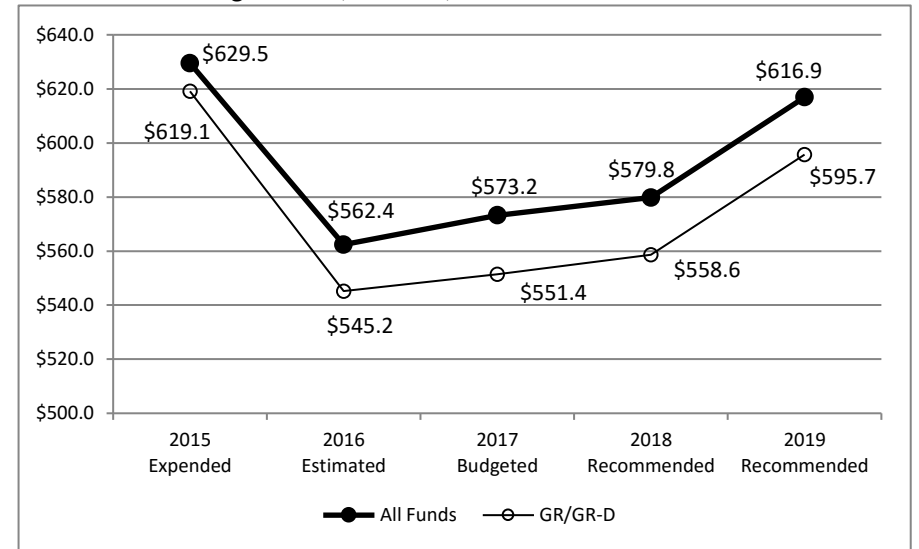
The Honorable Glenn Hegar, Comptroller of Public Accounts

Lena Conklin, LBB Analyst

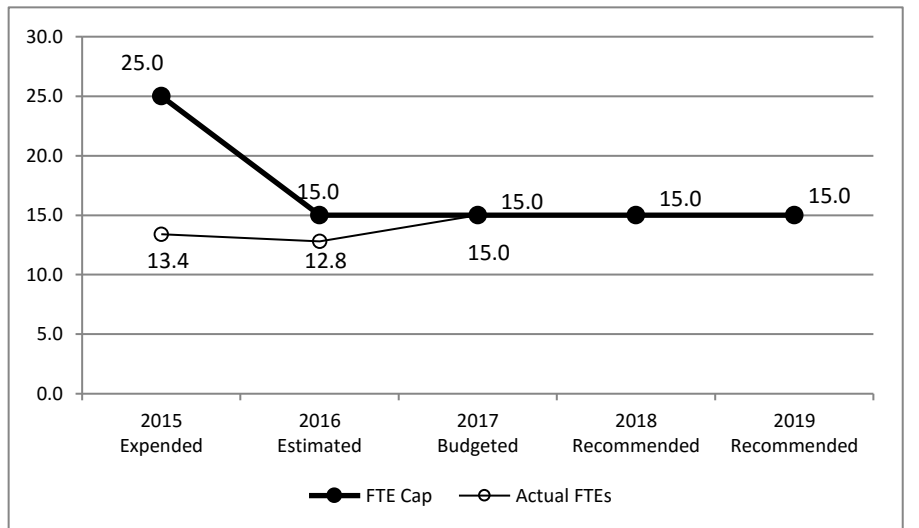
Method of Financing	2016-17 Base	2018-19 Recommended	Biennial Change (\$)	Biennial Change (%)
General Revenue Funds	\$1,061,474,923	\$1,132,687,547	\$71,212,624	6.7%
GR Dedicated Funds	\$35,094,257	\$21,644,432	(\$13,449,825)	(38.3%)
<i>Total GR-Related Funds</i>	<i>\$1,096,569,180</i>	<i>\$1,154,331,979</i>	<i>\$57,762,799</i>	<i>5.3%</i>
Federal Funds	\$20,783,056	\$27,746,983	\$6,963,927	33.5%
Other	\$18,249,134	\$14,600,000	(\$3,649,134)	(20.0%)
All Funds	\$1,135,601,370	\$1,196,678,962	\$61,077,592	5.4%

	FY 2017 Budgeted	FY 2019 Recommended	Biennial Change	Percent Change
FTEs	15.0	15.0	0.0	0.0%

Historical Funding Levels (Millions)



Historical Full-Time-Equivalent Employees (FTEs)



The bill pattern for this agency (2018-19 Recommended) represents an estimated 31.8% of the agency's estimated total available funds for the 2018-19 biennium.

**Fiscal Programs - Comptroller of Public Accounts
Summary of Funding Changes and Recommendations - Senate**

Funding Changes and Recommendations for the 2018-19 Biennium compared to the 2016-17 Base Spending Level (in millions)	General Revenue	GR-Dedicated	Federal Funds	Other Funds	All Funds	Strategy in Appendix A
---	--------------------	--------------	------------------	-------------	-----------	---------------------------

SIGNIFICANT Funding Changes and Recommendations (each issue is explained in Section 3 and additional details are provided in Appendix A):

A)	Increase for disbursements of mixed beverage gross receipts tax and sales tax revenues to cities and counties.	\$50.3	\$0.0	\$0.0	\$0.0	\$50.3	A.1.2
B)	Increase for estimated payments of unclaimed property claims.	\$40.0	\$0.0	\$0.0	\$0.0	\$40.0	A.1.6
C)	Decrease in General Revenue-Dedicated Law Enforcement Officer Standards and Education Account No. 116 for grants to local law enforcement agencies for the continuing education and training of peace officers.	\$0.0	(\$12.0)	\$0.0	\$0.0	(\$12.0)	A.1.7
D)	Decrease of \$5.0 million to the Habitat Protection Fund to provide interagency contracts with public universities to conduct research on certain candidate, threatened or endangered species.	(\$5.0)	\$0.0	\$0.0	\$0.0	(\$5.0)	A.1.13

OTHER Funding Changes and Recommendations (these issues are not addressed in Section 3 but details are provided in Appendix A):

E)	Decrease in estimate of payments for miscellaneous and wrongful imprisonment claims based on historical expenditures.	(\$5.5)	(\$0.0)	(\$0.0)	(\$3.6)	(\$9.2)	A.1.1
F)	Increase in payments of county taxes on University of Texas endowment lands.	\$1.9	\$0.0	\$0.0	\$0.0	\$1.9	A.1.4
G)	Increase in funds allocated for disabled veterans assistance payments to qualified cities and counties.	\$1.5	\$0.0	\$0.0	\$0.0	\$1.5	A.1.15
H)	Decrease in one-time funding transferred to the Safekeeping Trust Company for management of the Emerging Technology Fund Portfolio.	(\$12.0)	\$0.0	\$0.0	\$0.0	(\$12.0)	A.1.16
I)	Increase in funding for the State Energy Conservation Office. Reduction in General Revenue Dedicated Oil Overcharge Account No. 5005 is based on estimated repayments of LoanSTAR loans and depository interest accrued. Increase in Federal Funds are primarily reflective of an increase in State Energy Program (SEP) revolving loan fund estimated repayments and interest from LoanSTAR loans.	\$0.0	(\$1.4)	\$7.0	\$0.0	\$5.5	B.1.1, B.1.2, B.1.3

**Fiscal Programs - Comptroller of Public Accounts
Summary of Funding Changes and Recommendations - Senate**

Funding Changes and Recommendations for the 2018-19 Biennium compared to the 2016-17 Base Spending Level (in millions)	General Revenue	GR-Dedicated	Federal Funds	Other Funds	All Funds	Strategy in Appendix A
TOTAL SIGNIFICANT & OTHER Funding Changes and Recommendations (in millions)	\$71.2	(\$13.5)	\$7.0	(\$3.6)	\$61.1	As Listed
<i>SIGNIFICANT & OTHER Funding Increases</i>	\$93.7	\$0.0	\$7.0	\$0.0	\$100.7	As Listed
<i>SIGNIFICANT & OTHER Funding Decreases</i>	(\$22.5)	(\$13.5)	(\$0.0)	(\$3.6)	(\$39.6)	As Listed

NOTE: Totals may not sum due to rounding.

**Fiscal Programs - Comptroller of Public Accounts
Selected Fiscal and Policy Issues - Senate**

1. **Mixed Beverage Tax Disbursements and Unclaimed Property Claims.** Recommendations reflect a \$90.3 million increase for Strategy A.1.2, Reimburse – Beverage Tax, and Strategy A.1.6, Unclaimed Property, to reflect the disbursements and payments to be made during the 2018-19 biennium as estimated by the Comptroller of Public Accounts (CPA) in the Legislative Appropriations Request. The agency, as required by Section 183.051, Tax Code, disburses revenues deposited to the General Revenue Fund from the mixed beverage gross receipts tax and mixed beverage sales tax to cities and counties where the receipts were collected. At minimum and as required by Rider 15, Mixed Beverage Tax Reimbursements, the agency disburses 10.7143 percent of revenues to cities and 10.7143 percent to counties. Estimated disbursements of \$459.2 million out of General Revenue in the 2018-19 biennium reflect an increase of \$50.3 million from the 2016-17 base funding levels. The agency indicated that personal income growth was the principal factor for increases in mixed beverage tax receipts.

Additionally, payment of unclaimed property claims is required under Section 74.501, Property Code. Unclaimed property remitted to the state by business, financial institutions and governmental entities typically come in the form of forgotten bank accounts, insurance proceeds, uncashed checks, security deposits and utility refunds. Recommendations for payment of unclaimed property claims include an estimated \$575 million, reflecting an increase of \$40 million from 2016-17 base funding levels. The agency indicated that anticipated growth is due an increase number of claims received and processed and the dollar amount of claims paid. The agency has additionally cited outreach activities and improved efficiencies in processing claims as drivers of increased claim payments.

2. **Program Funding.** Recommendations include a decrease of \$17.0 million in All Funds for the following:
- **Local Continuing Education Grants.** Recommendations reflect elimination of \$12.0 million in General Revenue Dedicated Law Enforcement Officer Standards and Education Account No. 116 for grants to local law enforcement agencies for the continuing education and training of peace officers.
 - **Habitat Protection Fund.** Recommendations reflect elimination of \$5.0 million in General Revenue for transfer to the Habitat Protection Fund outside the treasury. The funding is used for interagency contracts with public universities to conduct research on certain candidate, threatened or endangered species.
3. **Texas Bullion Depository Appropriation Authority.** Recommendations include a new rider, Rider 17, Appropriation of Texas Bullion Depository Receipts, which would appropriate the fees, charges and penalties collected from administration the Texas Bullion Depository. House Bill 483, Eighty-fourth Legislature, Regular Session, establishes the Texas Bullion Depository as an agency of the state within the office of the Comptroller. The depository would hold certain bullion and specie acquired by the state or a political subdivision of the state and could receive and hold such deposits for private entities. The Comptroller by rule would establish fees, service charges and penalties to be charged to a depository holder, with receipts to be deposited to the General Revenue Fund.

The agency has indicated that operation of the depository may utilize state of Texas branding which would constitute intellectual property. The agency has requested, and recommendations include, appropriation of revenue collected in connection with intellectual property associated with the depository. Additionally, the rider would appropriate any interest earned in the state treasury on the depository revenue. The CPA is in the procurement process for selection of a vendor to operate the depository. The agency required that respondents submit a proposed fee schedule as part of their response. Because the amount of receipts to be collected from operation of the depository is unknown, there is no estimate of the appropriation included in Rider 17.

4. **Unfunded Liability of the Texas Guaranteed Tuition Plan.** The Texas Guaranteed Tuition Plan (TGTP), which is a prepaid tuition program within the Texas Tomorrow Fund, is backed by the full faith and credit of the state and is projected to be insolvent by fiscal year 2020. The 2016 Actuarial Report projects an unfunded liability of \$635.5 million on August 31, 2017. The unfunded liability represents the difference between the sum of the market value of the assets and the present value of expected future contract payments and the sum of the present value of expected future tuition and required fees, refunds and expenses. The estimates are based on a number of assumptions including investment performance of fund assets and tuition increases. If actual returns are lower than assumptions or tuition increases are higher than expected in the future, the unfunded liability could significantly increase.

The report also projects that the fund will run out of money and switch to pay-as-you-go in fiscal year 2020. Once the fund becomes pay-as-you-go, an appropriation of \$240.6 million would be required during the 2020-21 biennium to pay plan benefits. If an appropriation is not made in the General Appropriations Act for the 2020-21 biennium and subsequent biennia, Article 7, Section 19 of the Texas Constitution provides authority for the CPA to pay benefits “out of the first money coming into the state treasury in each fiscal year not otherwise appropriated by the constitution”. Current estimates of pay-as-you-go benefits and expenses for fiscal year 2020 through fiscal year 2038 (when obligations cease) total \$693.9 million if actually paid out in that manner and all assumptions hold.

The Eighty-fourth Legislature appropriated in fiscal year 2015 to the TGTP \$87.7 million in House Bill 2, supplemental appropriations bill. The 2014 Actuarial Report projected an unfunded liability of \$593.7 million for August 31, 2015. The 2015 Actuarial Report revised the projected unfunded liability as of the same date to \$535.5 million, a reduction of \$58.2 million. The unfunded liability was reduced by an amount lesser than the appropriation, due to offsetting factors including:

- lower investment returns realized in fiscal year 2015,
- reduced invest return assumptions for future years, and
- higher than projected withdrawals and matriculation which decrease the present value of expected payments from purchasers.

However, fiscal year 2015 experienced a favorable variance in actual tuition increases when compared to the assumptions.


Appropriations to the TGTP prior to the fund’s cash depletion would reduce the total state cost when compared to appropriating on a pay-as-you-go basis:

- If the state were to pay off the projected unfunded liability of \$635.5 million in September 2017 (fiscal year 2018), the state would be projected to save \$58.4 million.
- If the state were to pay off half of the projected unfunded liability or \$317.7 million, the state would be projected to save \$21.9 million and the projected date of cash depletion would be extended to fiscal year 2022.

Fiscal Programs - Comptroller of Public Accounts

Summary of Federal Funds (2018 - 19) - Senate

Total \$27.7M

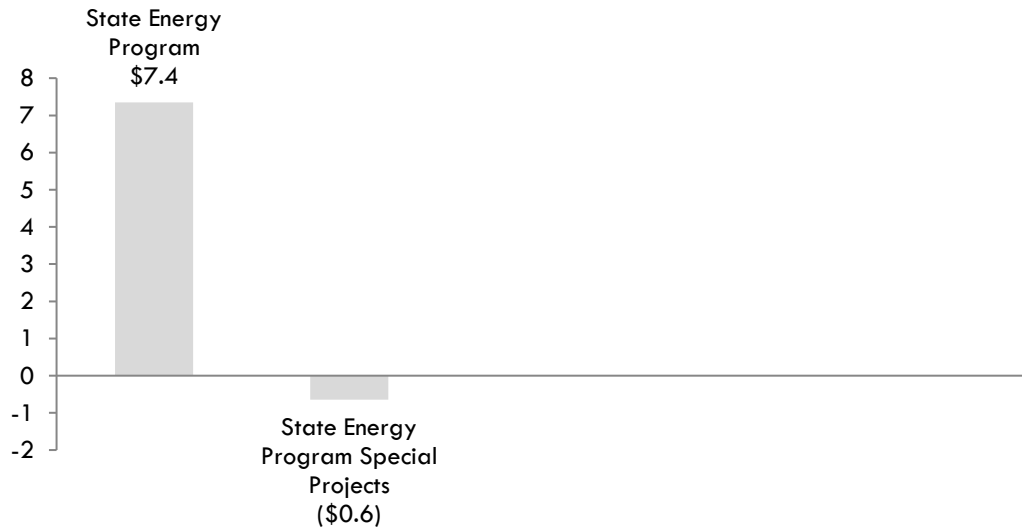


Selected Federal Fiscal and Policy Issues

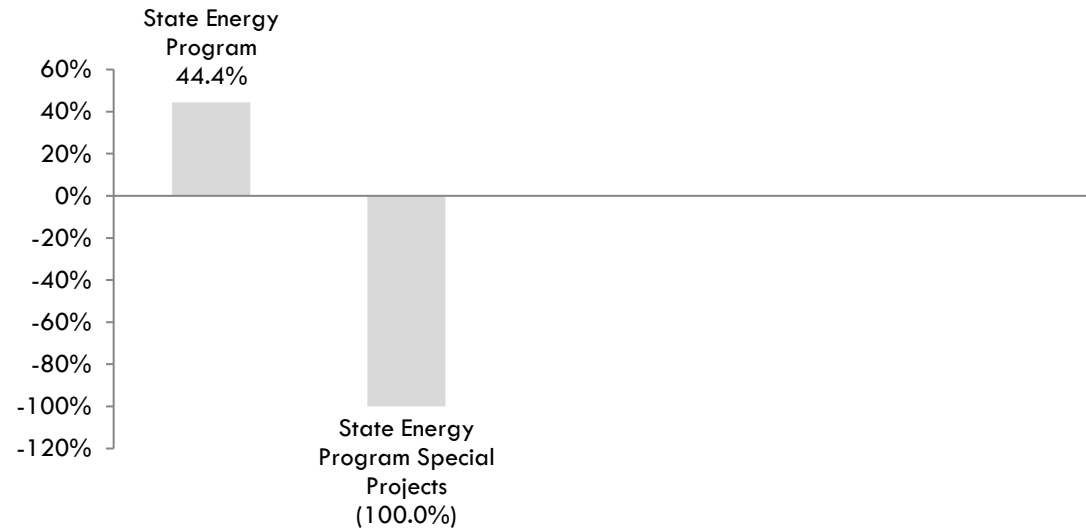
1. State Energy Program has two components: (1) the formula grant to promote energy efficiency has remained level funded at \$2.4 million per year; and (2) the LoanSTAR Revolving Loan Program, seeded with ARRA funding in 2009. Revolving loan program provides energy efficiency loans to state and local entities on a reimbursement basis. Agency estimates higher revenue in future years in comparison to expenditures toward current loans in prior years.
2. The agency has only received funding for State Energy Program-Special Projects in fiscal years 2014 and 2017. Funding for this program in future years is unknown at this time.

Programs with Significant Federal Funding Changes from 2016 - 17

Program-by Amount



Program-by Percentage



**Fiscal Programs – Comptroller of Public Accounts
Rider Highlights – Senate**

Modification of Existing Riders

2. **Appropriation from the Compensation to Victims of Crime Auxiliary Fund.** Recommendations revise the estimated appropriations referenced in the rider based on recommended funding levels in Strategy A.1.8, Subsequent CVC Claims.
10. **Oil Overcharge Settlement Funds.** Recommendations revise the rider to update estimated revenue and estimated depository interest allocated for programs specified in the rider based on recommended funding levels out of the General Revenue Dedicated Oil Overcharge Account No. 5005 in Strategy B.1.1, Energy Office, and Strategy B.1.2, Oil Overcharge Settlement Funds.
11. **Department of Energy (DOE) Federal Funds.** Recommendations update Federal Funds amounts anticipated for the Pantex and State Energy Programs to align with recommended funding levels included in Strategy B.1.1, Energy Office, and Strategy B.1.3, Federal Funds.
16. **Disabled Veteran Assistance Payments.** Recommendations revise the rider title (currently *Contingency for SB 1368*) and remove contingency language which is no longer applicable. Also, amounts are revised which reference appropriations for disabled veteran assistance payments to align with recommended funding levels in Strategy A.1.10, Disabled Veteran Assist Payments.

New Riders

17. **Appropriation of Texas Bullion Depository Receipts.** Recommendations add a new rider to appropriate revenue and interest earned on the revenue generated from operation of the Texas Bullion Depository. The rider would also provide authority to carry forward balances between fiscal years of the biennium.

Deleted Riders

16. **Habitat Protection Fund.** Rider is deleted to correspond with elimination of funding for previous Strategy A.1.13, Habitat Protection Fund.

**Fiscal Programs - Comptroller of Public Accounts
Items Not Included in Recommendations - Senate**

		2018-19 Biennial Total			Information Technology Involved?	Contracting Involved?	Estimated Continued Cost 2020-21
		GR & GR-D	All Funds	FTEs			
Agency Exceptional Items - In Agency Priority Order							
1)	General Revenue for transfer to the Habitat Protection Fund outside the treasury to provide interagency contracts with public universities to conduct research on species of interest, including candidate, threatened or endangered species.	\$5,000,000	\$5,000,000	0.0	No	No	\$5,000,000
TOTAL Items Not Included in Recommendations		\$5,000,000	\$5,000,000	0.0			\$5,000,000

**Fiscal Programs - Comptroller of Public Accounts
Appendices - Senate**

Table of Contents		
Appendix	Appendix Title	Page
A	Funding Changes and Recommendations by Strategy	10
B	Summary of Federal Funds	13
C	FTE Highlights	14
D	Performance Measure Highlights	*
E	Summary of Ten Percent Biennial Base Reduction Options	15

* Appendix is not included - no significant information to report

**Fiscal Programs - Comptroller of Public Accounts
Funding Changes and Recommendations - Senate, by Strategy -- ALL FUNDS**

Strategy/Goal	2016-17 Base	2018-19 Recommended	Biennial Change	% Change	Comments
MISCELLANEOUS CLAIMS A.1.1	\$35,181,606	\$26,000,000	(\$9,181,606)	(26.1%)	Recommendations include \$26 million in General Revenue funds for payment of miscellaneous and wrongful imprisonment claims as estimated by the agency, representing a decrease of \$5.5 million in General Revenue funds, a decrease of \$3.6 million in State Highway Fund 6 and a combined decrease of less than \$25,000 out of Federal Funds and other special funds and accounts. Recommendations continue estimated appropriation authority out of General Revenue and other special funds and accounts as necessary for the payment of miscellaneous and wrongful imprisonment claims as authorized by Section 403.074, Government Code.
REIMBURSE - BEVERAGE TAX A.1.2	\$408,917,000	\$459,228,000	\$50,311,000	12.3%	Recommendations reflect an increase of \$50.3 million in General Revenue funds for distribution of 10.7143 percent of mixed beverage gross receipts tax and sales tax receipts to cities and counties. Increase is due to growth of mixed beverage tax revenues.
JUDGMENTS AND SETTLEMENTS A.1.3	\$1,500,000	\$1,500,000	\$0	0.0%	
COUNTY TAXES - UNIVERSITY LANDS A.1.4	\$13,192,774	\$15,104,405	\$1,911,631	14.5%	Recommendations reflect an estimated increase of \$1.9 million in General Revenue funds for payment of county taxes on University of Texas endowment lands. The estimated increase is due to a projected increase in mineral production and county tax rates.
LATERAL ROAD FUND DISTRICTS A.1.5	\$14,600,000	\$14,600,000	\$0	0.0%	
UNCLAIMED PROPERTY A.1.6	\$535,000,000	\$575,000,000	\$40,000,000	7.5%	Recommendations include an increase of \$40 million in General Revenue funds for estimated unclaimed property payments. Increase is due to growth in claims made and improvement in processing of claims.
LOCAL CONTINUING EDUCATION GRANTS A.1.7	\$12,000,000	\$0	(\$12,000,000)	(100.0%)	Recommendations reflect elimination of \$12.0 million in General Revenue Dedicated Law Enforcement Officer Standards and Education Account No. 116 for grants to local law enforcement agencies for the continuing education and training of peace officers.

**Fiscal Programs - Comptroller of Public Accounts
Funding Changes and Recommendations - Senate, by Strategy -- ALL FUNDS**

Strategy/Goal	2016-17 Base	2018-19 Recommended	Biennial Change	% Change	Comments
ADVANCED TAX COMPLIANCE A.1.8	\$14,231,148	\$14,231,148	\$0	0.0%	
SUBSEQUENT CVC CLAIMS A.1.9	\$30,000	\$50,000	\$20,000	66.7%	Recommendations provide an estimated increase of \$20,000 in General Revenue-Dedicated Compensation to Victims of Crime Auxiliary Account No. 494. The increase is due to an anticipated increase in compensation claims made. Balances out of this account are not counted towards certification.
GROSS WEIGHT/AXLE FEE DISTRIBUTION A.1.10	\$34,000,000	\$34,000,000	\$0	0.0%	
JOBS AND EDUCATION FOR TEXANS A.1.11	\$0	\$0	\$0	0.0%	
REIMBURSE GR FOR INS. TAX CREDITS A.1.12	\$0	\$0	\$0	0.0%	
HABITAT PROTECTION FUND A.1.13	\$5,000,000	\$0	(\$5,000,000)	(100.0%)	Recommendations reflect elimination of \$5.0 million in General Revenue for transfer to the Habitat Protection Fund outside the treasury. The funding is used for interagency contracts with public universities to conduct research on certain candidate, threatened or endangered species.
TEXAS GUARANTEED TUITION PLAN A.1.14	\$0	\$0	\$0	0.0%	
DISABLED VETERAN ASSIST PAYMENTS A.1.15	\$5,000,000	\$6,500,000	\$1,500,000	30.0%	Recommendations reflect an increase of \$1.5 million in General Revenue funds for disabled veteran assistance payments to qualified cities and counties. Pursuant to Section 140.011, Local Government Code, qualified cities and counties are entitled to payments equal to lost property tax revenue from the granting of exemptions to 100 percent disabled veterans or their surviving spouses less one percent of the city or county's general fund revenue. In fiscal year 2016, Bell County, City of Killeen, City of Copperas Cove and Coryell County requested a total of approximately \$3.2 million.
EMERGING TECH FUND PORTFOLIO MGMT A.1.16	\$12,000,000	\$0	(\$12,000,000)	(100.0%)	Recommendations reflect a decrease of \$12.0 million in General Revenue funds transferred to the Safekeeping Trust Company for the purpose of managing the Emerging Technology Fund portfolio.
Total, Goal A, CPA - FISCAL PROGRAMS	\$1,090,652,528	\$1,146,213,553	\$55,561,025	5.1%	

Fiscal Programs - Comptroller of Public Accounts
Funding Changes and Recommendations - Senate, by Strategy -- ALL FUNDS

Strategy/Goal	2016-17 Base	2018-19 Recommended	Biennial Change	% Change	Comments
ENERGY OFFICE B.1.1	\$5,053,044	\$4,688,332	(\$364,712)	(7.2%)	Recommendations reflect a reduction of \$0.4 million in Federal Funds from the Department of Energy allocated to administration of the State Energy Conservation Office.
OIL OVERCHARGE SETTLEMENT FUNDS B.1.2	\$21,924,642	\$20,475,108	(\$1,449,534)	(6.6%)	Recommendations reflect a decrease of \$1.4 million in General Revenue-Dedicated Oil Overcharge Account No. 5005 and are based on anticipated repayments and interest from LoanSTAR energy efficiency retrofit loans and depository interest.
FEDERAL FUNDS B.1.3	\$17,971,156	\$25,301,969	\$7,330,813	40.8%	Recommendations are primarily reflective of a \$6.7 million increase in State Energy Program (SEP) revolving loan fund applied towards the LoanSTAR program. The increase is based on estimated repayments and interests to be received in the 2018-19 biennium above loan disbursements made in the 2016-17 biennium. Additionally the agency anticipates an increase of \$0.6 million in annual SEP and Pantex grants from the Department of Energy for grants to state and local entities.
Total, Goal B, ENERGY OFFICE	\$44,948,842	\$50,465,409	\$5,516,567	12.3%	
Grand Total, All Strategies	\$1,135,601,370	\$1,196,678,962	\$61,077,592	5.4%	

**Fiscal Programs - Comptroller of Public Accounts
Summary of Federal Funds - Senate
(Dollar amounts in Millions)**

Appendix B

Program	Est 2016	Bud 2017	Rec 2018	Rec 2019	2016-17 Base	2018-19 Rec	2018-19 Rec % Total	Recommended Over/(Under) Base	% Change from Base
State Energy Program	\$4.4	\$12.2	\$12.0	\$12.0	\$16.6	\$23.9	86.2%	\$7.4	44.4%
DOE: Environmental Monitoring/Clean-up and Other Programs	\$1.3	\$1.5	\$1.5	\$1.5	\$2.8	\$2.9	10.6%	\$0.2	5.7%
Transport of Transuranic Wastes to the Waste Isolation Pilot Plant	\$0.4	\$0.4	\$0.4	\$0.5	\$0.8	\$0.9	3.2%	\$0.1	12.1%
Comptroller Misc. Claims Federal Fund Payments	\$0.0	\$0.0	\$0.0	\$0.0	\$0.0	\$0.0	0.0%	(\$0.0)	(100.0%)
State Energy Program Special Projects	\$0.3	\$0.4	\$0.0	\$0.0	\$0.6	\$0.0	0.0%	(\$0.6)	(100.0%)
TOTAL:	\$6.3	\$14.5	\$13.9	\$13.9	\$20.8	\$27.7	100.0%	\$7.0	33.5%

**Fiscal Programs - Comptroller of Public Accounts
FTE Highlights - Senate**

Full-Time-Equivalent Positions	Expended 2015	Estimated 2016	Budgeted 2017	Recommended 2018	Recommended 2019
Cap	25.0	15.0	15.0	15.0	15.0
Actual/Budgeted	13.4	12.8	15.0	NA	NA

Schedule of Exempt Positions (Cap)

None.

Notes:

a) Fiscal years 2015 and 2016 actual FTE figures are less than the FTE cap primarily due to staff vacancies and turnover.

**Fiscal Programs - Comptroller of Public Accounts
Summary of Ten Percent Biennial Base Reduction Options Recommendations - Senate**

Priority	Item	Description/Impact	Biennial Reduction Amounts			Potential Revenue Loss	Reduction as % of Program GR/GR-D Total	Included in Intro Bill?
			GR & GR-D	All Funds	FTEs			
1)	Reimbursement - Beverage Tax	The Unclaimed Property and Mixed Beverage Tax programs collectively make up the bulk of the funds appropriated to the Comptroller's Fiscal Programs. The monies appropriated in the Mixed Beverage strategy are used to reimburse mixed beverage taxes to cities and counties. Reimbursements are driven by receipts collected within the counties or incorporated municipalities. According to the agency, the funding is needed to pay an estimated \$22.4 million in city and county mixed beverage reimbursements.	\$22,414,580	\$22,414,580	0.0	\$0	5%	No
2)	Unclaimed Property	The Unclaimed Property and Mixed Beverage Tax programs collectively make up the bulk of the funds appropriated to the Comptroller's Fiscal Programs. The monies appropriated in the Unclaimed Property strategy are used to return unclaimed assets to property owners. The majority of the recipients of these funds are citizens or local governments and payments are driven by claims requests. According to the agency, the funding is needed to pay an estimated \$29.1 million in unclaimed property claims.	\$29,113,191	\$29,113,191	0.0	\$0	5%	No
3)	Reimbursement - Beverage Tax	The monies appropriated in the Mixed Beverage strategy are used to reimburse mixed beverage taxes to cities and counties. Reimbursements are driven by receipts collected within the counties or incorporated municipalities. According to the agency, the funding is needed to pay an estimated \$22.4 million in city and county mixed beverage reimbursements.	\$22,414,580	\$22,414,580	0.0	\$0	5%	No
4)	Unclaimed Property	The monies appropriated in the Unclaimed Property strategy are used to return unclaimed assets to property owners. The majority of the recipients of these funds are citizens or local governments and payments are driven by claims requests. According to the agency, the funding is needed to pay an estimated \$29.1 million in unclaimed property claims.	\$29,113,190	\$29,113,190	0.0	\$0	5%	No
TOTAL, 10% Reduction Options			\$103,055,541	\$103,055,541	0.0	\$0		