



LEGISLATIVE BUDGET BOARD

Review of January 2025 Adult Correctional Population Projections and Update on Recent Trends

LEGISLATIVE BUDGET BOARD STAFF

JANUARY 2025

Overview

Twice per biennium, LBB staff conduct long-term population projections of adult and juvenile correctional populations to serve as a basis for funding determinations.

January 2025 Projections

- Inform updates to LBB recommendations for the General Appropriations Bills
- Inform fiscal notes and criminal justice impact statements during legislative session
- Based on individual data through fiscal year 2024

Methodology

The LBB adult criminal justice forecast model predicts the movement of individuals into, through, and out of the criminal justice system. Two questions drive population projections:

- How many individuals will enter the criminal justice system?
- How long will each individual stay in the criminal justice system?

Forecasts assume that current law will remain in place throughout the projection period while considering certain trends and changes to practice, including:

- Arrests
- Court activity
- Admissions into TDCJ facilities, community supervision and releases onto parole
- Length of supervision and length of stay
- Parole approvals from the Board of Pardons and Paroles (BPP)

Populations

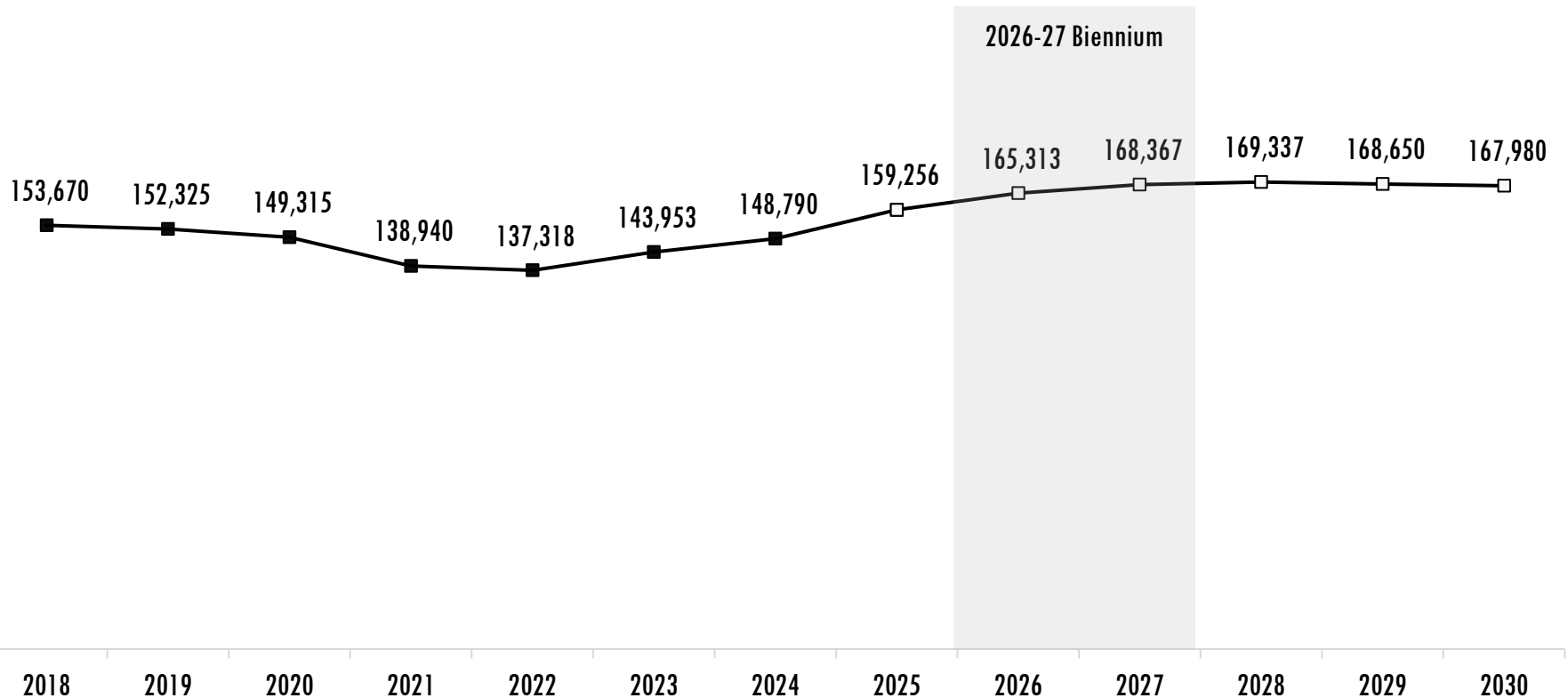
LBB generates correctional population projections for the following four adult populations:

- Felony Direct Community Supervision
- Misdemeanor Community Supervision Placements
- State Incarceration
- Parole Supervision

Adult Felony Direct Community Supervision Population

ACTUAL & PROJECTED AVERAGE MONTHLY POPULATION, FISCAL YEARS 2018 to 2030

■ Actual □ Projected

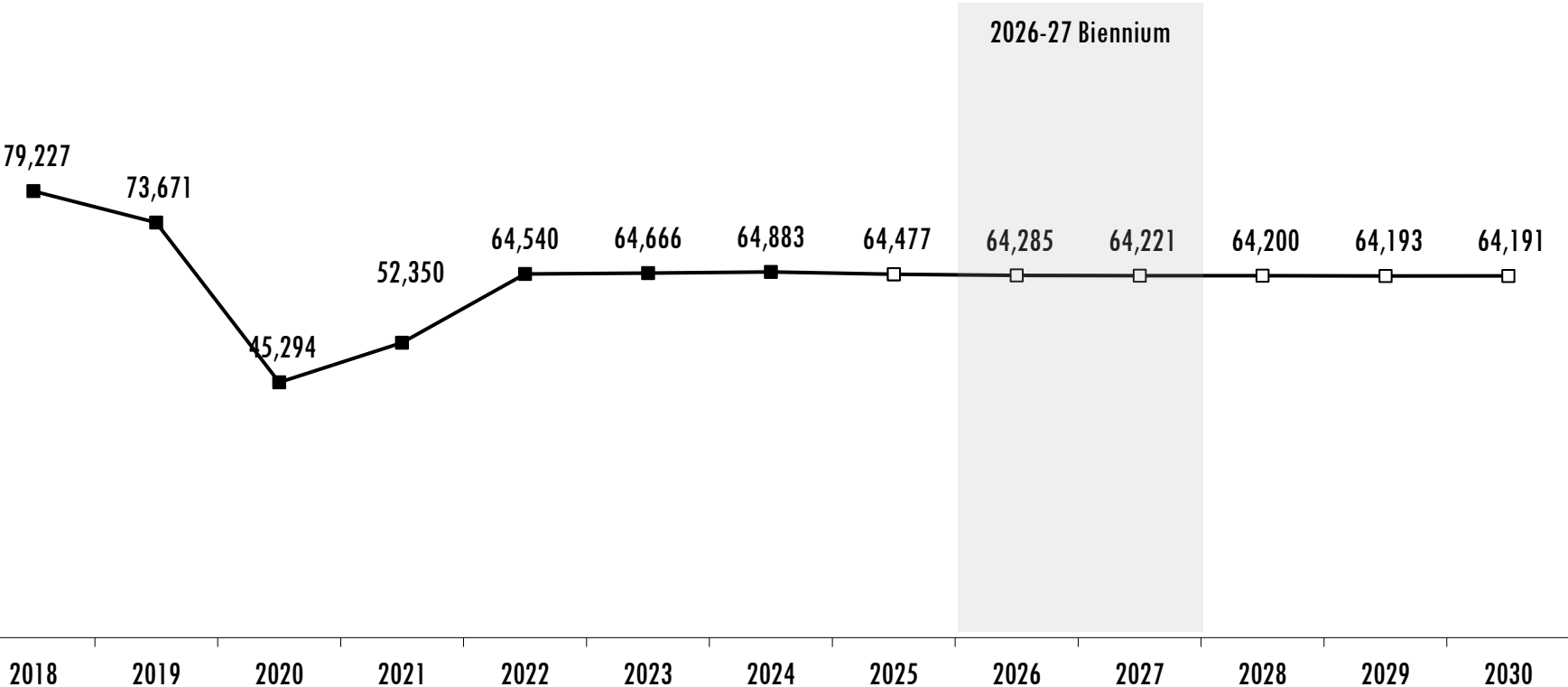


Sources: Legislative Budget Board 01/2025; Texas Department of Criminal Justice 10/2024.

Adult Misdemeanor Community Supervision Placements

**ACTUAL & PROJECTED ANNUAL PLACEMENTS,
FISCAL YEARS 2018 to 2030**

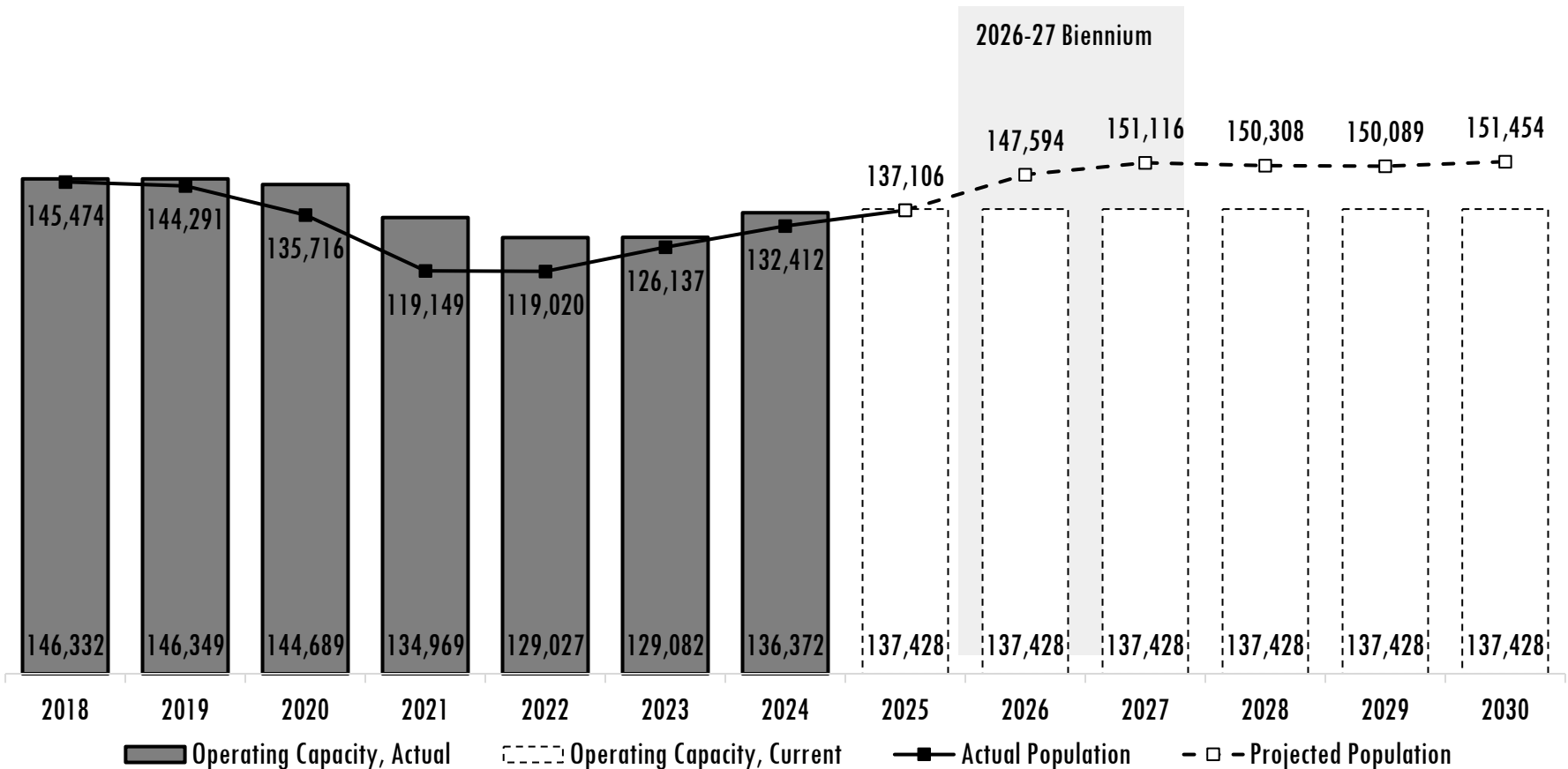
—■— Actual —□— Projected



Sources: Legislative Budget Board 01/2025; Texas Department of Criminal Justice 10/2024.

Adult Incarceration Population and Internal Operating Capacity

ACTUAL & PROJECTED AVERAGE DAILY POPULATION, FISCAL YEARS 2018 to 2030

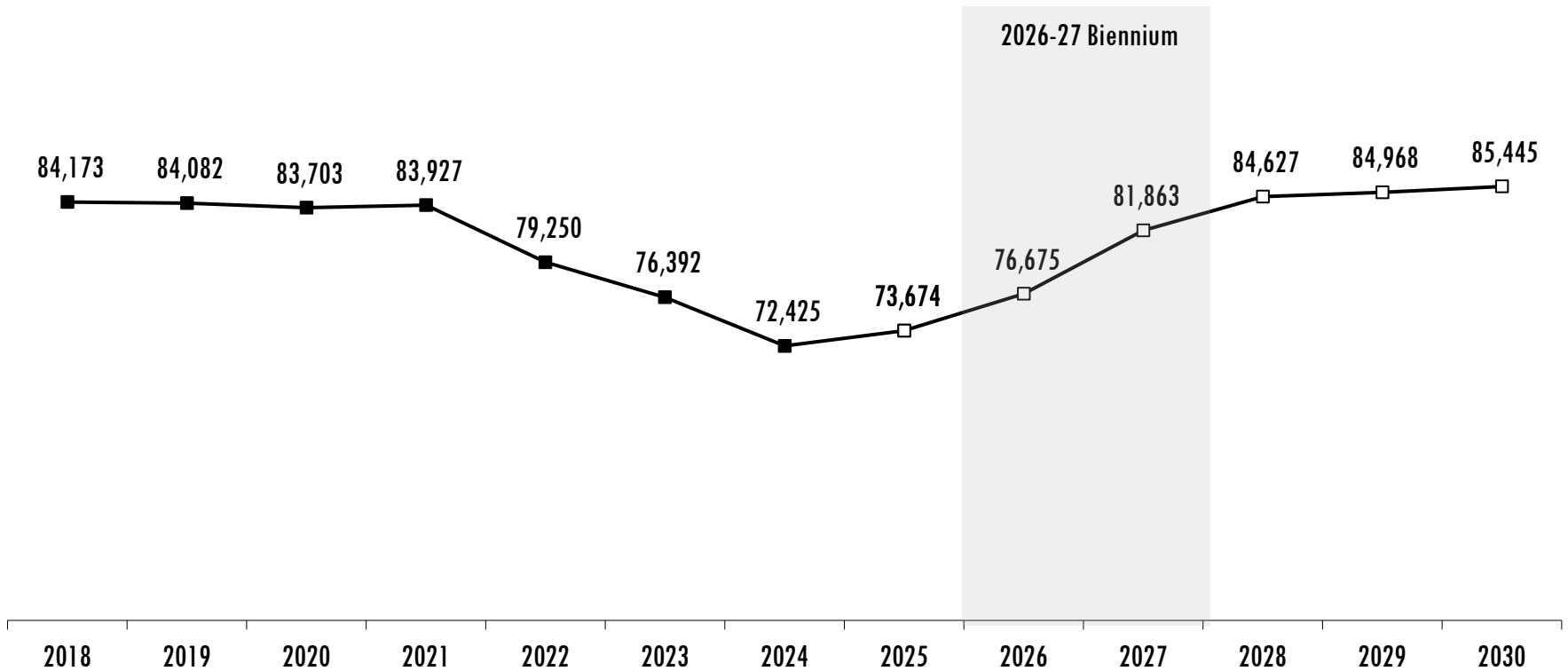


Sources: Legislative Budget Board as of 01/2025; Texas Department of Criminal Justice as of 01/2025.

Adult Active Parole Supervision Population

ACTUAL & PROJECTED AVERAGE DAILY POPULATION, FISCAL YEARS 2018 to 2030

—■— Actual —□— Projected



Sources: Legislative Budget Board 01/2025; Texas Department of Criminal Justice 10/2024.



LEGISLATIVE BUDGET BOARD

Contact the LBB

Legislative Budget Board

www.lbb.texas.gov

512.463.1200