

**Fiscal Programs - Comptroller of Public Accounts  
Summary of Budget Recommendations - Senate**

Page I-26

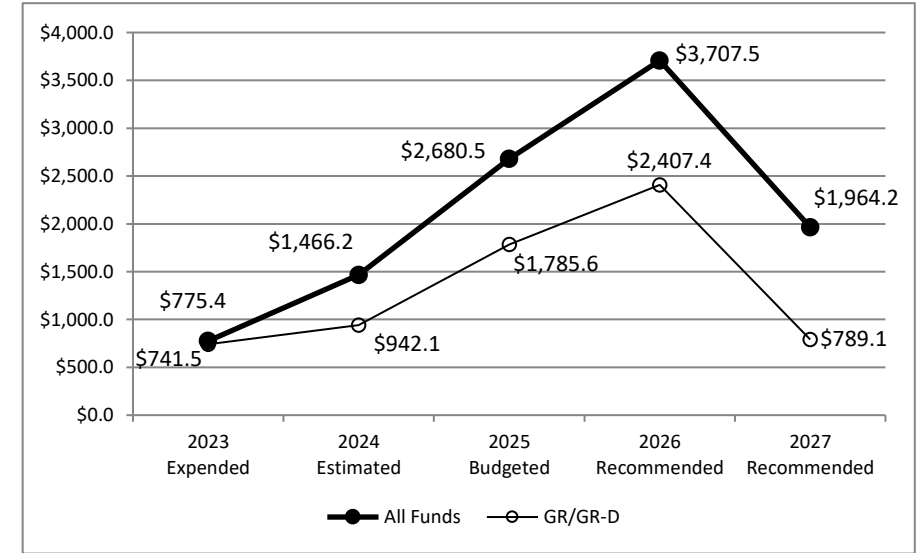
The Honorable Glenn Hegar, Comptroller of Public Accounts

Charles Smith, LBB Analyst

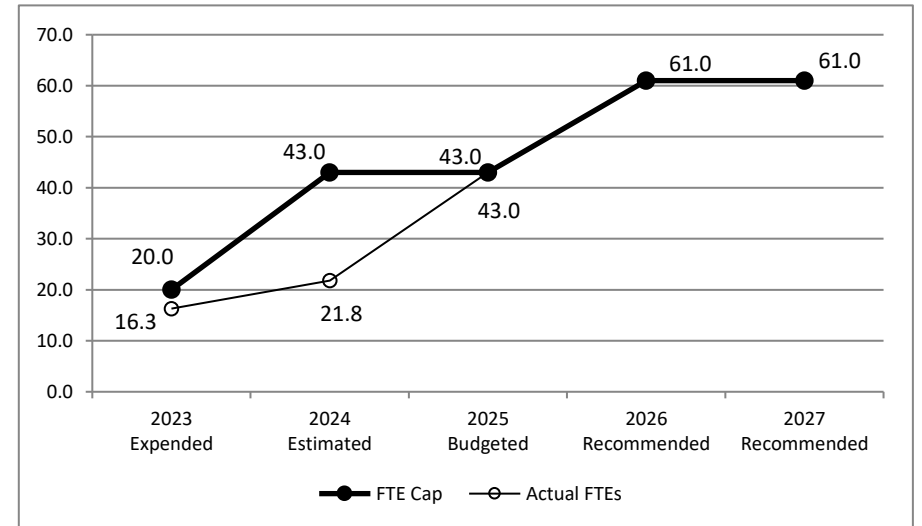
| Method of Financing           | 2024-25<br>Base        | 2026-27<br>Recommended | Biennial<br>Change (\$) | Biennial<br>Change (%) |
|-------------------------------|------------------------|------------------------|-------------------------|------------------------|
| General Revenue Funds         | \$1,788,353,766        | \$3,147,909,469        | \$1,359,555,703         | 76.0%                  |
| GR Dedicated Funds            | \$939,396,759          | \$48,606,646           | (\$890,790,113)         | (94.8%)                |
| <i>Total GR-Related Funds</i> | <i>\$2,727,750,525</i> | <i>\$3,196,516,115</i> | <i>\$468,765,590</i>    | <i>17.2%</i>           |
| Federal Funds                 | \$600,200,124          | \$1,993,795,972        | \$1,393,595,848         | 232.2%                 |
| Other                         | \$818,772,417          | \$481,400,000          | (\$337,372,417)         | (41.2%)                |
| <b>All Funds</b>              | <b>\$4,146,723,066</b> | <b>\$5,671,712,087</b> | <b>\$1,524,989,021</b>  | <b>36.8%</b>           |

|      | FY 2025<br>Budgeted | FY 2027<br>Recommended | Biennial<br>Change | Percent<br>Change |
|------|---------------------|------------------------|--------------------|-------------------|
| FTEs | 43.0                | 61.0                   | 18.0               | 41.9%             |

**Historical Funding Levels (Millions)**



**Historical Full-Time-Equivalent Employees (FTEs)**



The bill pattern for this agency (2026-27 Recommended) represents an estimated 55.1% of the agency's estimated total available funds for the 2026-27 biennium.

**Fiscal Programs - Comptroller of Public Accounts  
Summary of Funding Changes and Recommendations - Senate**

| <b>Funding Changes and Recommendations for the 2026-27 Biennium<br/>compared to the 2024-25 Base Spending Level (in millions)</b>                       |   | <b>General<br/>Revenue</b> | <b>GR-Dedicated</b> | <b>Federal<br/>Funds</b> | <b>Other Funds</b> | <b>All Funds</b> | <b>Strategy in<br/>Appendix A</b> |
|---|---|----------------------------|---------------------|--------------------------|--------------------|------------------|-----------------------------------|
| <b><i>SIGNIFICANT Funding Changes and Recommendations (each issue is explained in Section 3 and additional details are provided in Appendix A):</i></b> |   |                            |                     |                          |                    |                  |                                   |
| A)  | Increase for mixed beverage tax reimbursements to counties and incorporated municipalities.   | \$95.9                     | \$0.0               | \$0.0                    | \$0.0              | \$95.9           | A.1.2                             |
| B)  | Decrease in appropriation to the Comptroller out of the GR- Dedicated Opioid Abatement Account No. 5189.  | \$0.0                      | (\$36.5)            | \$0.0                    | \$0.0              | (\$36.5)         | A.1.13                            |
| C)  | Method of Finance swap of \$854.2 million to reclass federal broadband grant funding from the GR- Dedicated Broadband Development Account No. 5187 to Federal Funds and corresponding increase of \$818.0 million in anticipated federal grant funds, offset by a decrease of \$222.4 million in Coronavirus State Fiscal Recovery Funds.     | \$0.0                      | (\$854.2)           | \$1,449.8                | \$0.0              | \$595.6          | C.1.2                             |
| <b><i>OTHER Funding Changes and Recommendations (these issues are not addressed in Section 3 but details are provided in Appendix A):</i></b>           |   |                            |                     |                          |                    |                  |                                   |
| D)  | Decrease in estimated miscellaneous claims and wrongful imprisonment claims payments.   | (\$15.2)                   | (\$0.0)             | (\$0.0)                  | (\$1.2)            | (\$16.4)         | A.1.1                             |
| E)  | Decrease in estimated county tax payments to counties with University of Texas endowment lands.   | (\$0.9)                    | \$0.0               | \$0.0                    | \$0.0              | (\$0.9)          | A.1.4                             |
| F)  | Decrease for one-time funding to transfer Unclaimed Property Securities management to the Comptroller of Public Accounts, offset by an increase for estimated payments of unclaimed property.   | (\$1.8)                    | \$0.0               | \$0.0                    | \$0.0              | (\$1.8)          | A.1.6                             |
| G)  | Decrease for agency requested reallocation of the Advanced Tax Compliance strategy to the Comptroller of Public Accounts (Agency 304).  | (\$13.9)                   | \$0.0               | \$0.0                    | \$0.0              | (\$13.9)         | A.1.15                            |
| H)  | Increased federal grant funds for the State Energy Conservation Office (SECO).  | \$0.0                      | (\$0.0)             | \$18.8                   | \$0.0              | \$18.8           | B.1.1, B.1.3                      |
| I)  | Decrease for one-time appropriation for Bowie County Broadband (\$4.5 million in General Revenue), one-time transfer from the Broadband Infrastructure Fund to the Pole Replacement Fund (\$75.0 million in Federal Funds), and a decrease in planned expenditures out of the Broadband Infrastructure Fund (\$336.2 million in Other Funds). | (\$4.5)                    | \$0.0               | (\$75.0)                 | (\$336.2)          | (\$415.7)        | C.1.3                             |
| J)  | Increase of \$1.3 billion in contingent General Revenue funds appropriated by rider for transfer to the Texas University Fund.  | \$1,300.0                  | \$0.0               | \$0.0                    | \$0.0              | \$1,300.0        | A.1.1                             |

**Fiscal Programs - Comptroller of Public Accounts  
Summary of Funding Changes and Recommendations - Senate**

| Funding Changes and Recommendations for the 2026-27 Biennium<br>compared to the 2024-25 Base Spending Level (in millions) | General<br>Revenue | GR-Dedicated     | Federal<br>Funds | Other Funds      | All Funds        | Strategy in<br>Appendix A |
|---|--------------------|------------------|------------------|------------------|------------------|---------------------------|
| <b>TOTAL SIGNIFICANT &amp; OTHER Funding Changes and Recommendations (in millions)</b>                                    | <b>\$1,359.6</b>   | <b>(\$890.8)</b> | <b>\$1,393.6</b> | <b>(\$337.4)</b> | <b>\$1,525.0</b> | As Listed                 |
| <i>SIGNIFICANT &amp; OTHER Funding Increases</i>  | \$1,395.9          | \$0.0            | \$1,468.6        | \$0.0            | \$2,010.2        | As Listed                 |
| <i>SIGNIFICANT &amp; OTHER Funding Decreases</i>  | (\$36.3)           | (\$890.8)        | (\$75.0)         | (\$337.4)        | (\$485.2)        | As Listed                 |

NOTE: Totals may not sum due to rounding.

**Fiscal Programs - Comptroller of Public Accounts  
Selected Fiscal and Policy Issues - Senate**

1. **Broadband Development Grant Funding.** As the state receives federal grant funding for the development of broadband infrastructure, it is deposited into General Revenue- Dedicated (GR-D) Account No. 5187, Broadband Development. As GR-D appropriations to the Comptroller out of this account would exceed the General Revenue Related Limit provided by the LBB and Office of the Governor, the agency has requested an exceptional item of \$1.67 billion in additional authority to receive federal grants anticipated for the 2026-27 biennium.

Instances where federal funds are deposited into GR-D accounts, but are appropriated as Federal Funds in the General Appropriations Act include the Election Improvement Account No. 5095 and the Crime Victims Compensation Account No. 469. In both cases, only state revenues are shown as GR-D appropriations in an agency’s bill pattern. The Federal Funds portion of those accounts remain and are appropriated as Federal Funds.

Recommendations include reclassifying federal grant funding in Account No. 5187 as Federal Funds and funding exceptional item 1 for \$1,672,200,000 out of Federal Funds.

In addition, Fiscal Programs is showing an expenditure of \$75.0 million out of the Broadband Pole Replacement Fund No. 188. This funding was transferred from the Broadband Infrastructure Fund No. 191 (Other Funds) in accordance with House Bill 9, Eighty-eighth Legislature, Regular Session. Funds in the Pole Replacement Fund are currently classified as Federal Funds by the Comptroller.

2. **Mixed Beverage Tax Disbursements.** Recommendations provide \$731.1 million in General Revenue, including a \$95.9 million exceptional item request, to reflect the agency’s estimate for the disbursement of mixed beverage tax receipts to cities and counties, as required by Section 184.051 of the Tax Code. Statute requires no less than 10.7143 percent of revenues to be disbursed to incorporated municipalities and to counties where the receipts were collected.
3. **Disabled Veteran Assistance Payments.** Local Government Code Sec. 140.011 requires that qualified cities and counties disproportionately affected by the granting of ad valorem tax relief to disabled veterans receive payments to defray the local government’s lost ad valorem tax revenue. As the number of qualifying governments has increased, the agency is requesting an exceptional item of \$50.4 million in General Revenue to provide the additional pro rata share to all qualifying entities. This amount is in addition to the \$19.0 million included in the base in Strategy A.1.11, Disabled Veteran Assistance Payments, and is not included in recommendations. Figure 1 provides a funding history for the program since its inception.

**Figure 1.** Funding History of Disabled Veteran Assistance Payments (in millions).

|                | Year 1 | Year 2 | Biennial |
|----------------|--------|--------|----------|
| <b>2016-17</b> | \$5.0  | UB     | \$5.0    |
| <b>2018-19</b> | \$3.25 | \$3.25 | \$6.5    |
| <b>2020-21</b> | \$8.5  | \$11.5 | \$20.0   |
| <b>2022-23</b> | \$8.5  | \$10.5 | \$19.0   |
| <b>2024-25</b> | \$9.5  | \$9.5  | \$19.0   |

4. **Additional Agency FTEs.** Recommendations include 18.0 new FTEs to administer new federal grant funding for the State Energy Conservation Office (SECO). The agency anticipates four additional federal grant programs including the State Energy Program – Infrastructure Investments & Jobs Act, Energy Efficiency and Conservation Block Grant (EECBG), Home Energy Rebates, and Home Electrification Rebates. A similar change was enacted last session for both SECO and the Broadband Development Office (BDO). SECO received 5.0 new FTEs for a total of 20.0, and BDO received 18.0 new FTEs for a total of 23.0. Recommendations for the 2026-27 biennium include 38.0 FTEs for SECO and 23.0 FTEs for BDO. No additional funding was added as the FTEs will be supported from the existing federal grants.
  
5. **County Law Enforcement.** The Eighty-eighth Legislature enacted Senate Bill 22, which created three salary assistance grant programs to provide financial assistance to rural sheriff’s departments, constable’s offices, and prosecutor’s offices to eligible counties. The Fiscal Programs – Comptroller of Public Accounts was appropriated \$330.8 million to implement the legislation. Figure 2 reflects actual grants awarded in fiscal year 2024.
  - The **Sheriff’s Department Grant Program** awards between \$250,000 and \$500,000 to counties with a population of less than 300,000 people.
  - The **Prosecutor’s Office Grant Program** awards between \$100,000 and \$275,000 to offices of a district attorney, criminal district attorney, or county attorney with criminal prosecution duties in counties with populations of less than 300,000 people.
  - The **Constable’s Office Grant Program** provides a minimum salary of \$45,000 to an elected constable who routinely makes motor vehicle stops. (According to the agency, 19 out of 100 eligible constables applied for this grant).

**Figure 2.** Analysis of Actual Rural Law Enforcement Grants Awarded

|                    | <b>2024 Actuals</b>  |
|--------------------|----------------------|
| Constables         | \$250,981            |
| Prosecutors        | \$48,225,000         |
| Sheriffs           | \$77,250,000         |
| <b>FY24 Totals</b> | <b>\$125,725,981</b> |

Sources: Comptroller of Public Accounts; Texas District & County Attorneys Association.

Recommendations maintain the base funding level of \$330.8 million.

6. **Opioid Abatement Account.** The Eighty-eighth Legislature appropriated \$42,009,036 out of GR-D Account 5189, Opioid Abatement, to the Comptroller during the 2024-25 biennium. This amount was added as a technical correction and represented the total balance of the Opioid Abatement Account at that point in time, based on the January 2023 Biennial Revenue Estimate. Additionally, a rider was added specifying that all sums in Account 5189 that were not appropriated elsewhere were to be appropriated by the Legislature for distribution by the Comptroller. This inadvertently created a distinction between the originally appropriated funds and all amounts deposited afterwards.


Other than the \$5.0 million set aside to defray administrative expenses incurred by the Comptroller related to the Texas Opioid Council, the appropriation has remained unexpended, pending Legislative direction. According to the State of Texas Cash Activity (Cash Drilldown) on the Comptroller's website, the account balance as of December, 2024 is \$119,726,941.

Recommendations include revising Rider 22, Opioid Abatement Account, to remove language allocating funding to the Texas Division of Emergency Management, and reducing funding in Strategy A.1.14, Opioid Abatement, to \$2.5 million in each fiscal year for continued administrative expenses, to conform the treatment of the Opioid Abatement Account to the treatment of other GR-D accounts from which the Legislature makes appropriations. The account may be appropriated to a state agency, including a state agency other than the Comptroller, to address opioid-related prevention and treatment programs.

**Fiscal Programs - Comptroller of Public Accounts**

Summary of Federal Funds (2026-27) - Senate

**Total \$1993.8M**




**Selected Federal Fiscal and Policy Issues**

Federal funds would increase from \$600.2 million in 2024-25 to \$1,993.8 million in 2026-27, primarily due to a reclass of Federal Funds deposited to the GR-Dedicated Broadband Development Account as Federal Funds, resulting in an increase of \$1,672.2 milln in new Broadband Equity, Access, and Deployment Funding provided by the Infrastructure Investment and Jobs Act.

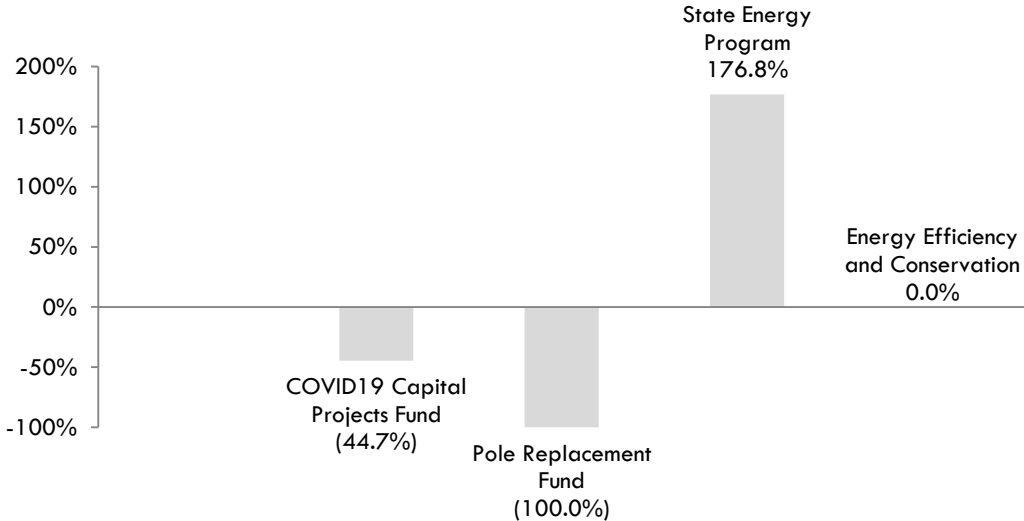
CPA's expected \$1,672.2 million in new Broadband funding as part of the IJA is partially offset by a \$297.4 million reduction in Capital Projects and Pole Replacement Funds.

Programs with Significant Federal Funding Changes from 2024-25

**Program Change-by Amount (In Millions)**



**Program Change-by Percentage**



**Fiscal Programs - Comptroller of Public Accounts  
Rider Highlights - Senate**

**Modification of Existing Riders**

9. **Department of Energy (DOE) Federal Funds.** Recommendations update Federal Funds amounts anticipated for the Pantex and State Energy Programs to align with recommended funding levels included in Strategy B.1.1, Energy Office, and Strategy B.1.3, Federal Funds, and add a new federal program, the Energy Efficiency and Conservation Block Grant.
23. **Opioid Abatement Account.** Recommendations revise rider to remove allocation out of the Opioid Abatement Account to the Texas Division of Emergency Management, and update funding amounts in each fiscal year.

The following riders include recommendations to remove obsolete language, make conforming changes such as updating fiscal years and amounts to reflect funding recommendations, and clarify deadlines: Rider 2, Appropriation from the Compensation to Victims of Crime Auxiliary Fund; Rider 4, Appropriation, Payment of Judgments and Settlements; Rider 5, Limitation, Payment of Judgments and Settlements; Rider 6, International Fuel Tax Agreement; Rider 8, Oil Overcharge Settlement Funds; Rider 9, Department of Energy (DOE) Federal Funds; Rider 10, Appropriation of Tax Refunds; Rider 11, Appropriation of Hotel/Motel Taxes; Rider 12, Cash Flow Transfer; Rider 13, Mixed Beverage Tax Reimbursements; Rider 14, Disabled Veteran Assistance Payments; Rider 15, Appropriation of Texas Bullion Depository Receipts; Rider 16, Habitat Protection Fund; Rider 17, Report on Local Continuing Education Allocations; Rider 18, Appropriations to the Compensation to Victims of Crime Auxiliary Fund; Rider 19, Texas Bullion Depository; Rider 20, Report on Cost of Ad Valorem Tax Exemption for 100 Percent Disabled Veterans; and Rider 21, Appropriation for County Law Enforcement.

**New Riders**

22. **Unexpended Balances Carried Forward Between Biennia and Within the Biennium.** Recommendations include a new rider that provides authority to carry forward unexpended balances appropriated to the Texas Broadband Development Office, except for General Revenue, both between fiscal years within the biennium and across biennia.
24. **Transfer to the Texas University Fund.** Recommendations add a rider directing the Comptroller to transfer \$1.3 billion in General Revenue funds appropriated by the rider to the Texas University Fund, contingent upon certain conditions being met.

**Deleted Riders**

8. **Advanced Tax Compliance and Debt Collections.** Recommendations include the deletion of Rider 8, as the agency has requested to reallocate this function to the Comptroller of Public Accounts.
24. **Appropriation for Unclaimed Property Securities.** Recommendations include the deletion of Rider 24 due to removal of the one-time funding to transfer the duties of Unclaimed Property- Securities to the Comptroller of Public Accounts (Agency 304).
25. **Contingency for Behavioral Health.** Recommendations include the deletion of Rider 25 in accordance with cross-article decision to eliminate the rider across affected agency bill patterns.



**Fiscal Programs - Comptroller of Public Accounts  
Items Not Included in Recommendations - Senate**

|  | 2026-27 Biennial Total |           |      | Information<br>Technology<br>Involved? | Contracting<br>Involved? | Estimated<br>Continued Cost<br>2028-29 |
|--|------------------------|-----------|------|--|--------------------------|--|
|  | GR & GR-D              | All Funds | FTEs |  |                          |  |

**Agency Exceptional Items Not Included (in agency priority order)**

|    |   |              |              |     |    |    |              |
|----|---|--------------|--------------|-----|----|----|--------------|
| 1) | <b>Disabled Veterans Assistance Payments.</b> Request for General Revenue funding to provide additional payments to local governments that are disproportionately affected by the granting of ad valorem tax relief to disabled veterans. | \$50,377,002 | \$50,377,002 | 0.0 | No | No | \$50,377,002 |
|----|---|--------------|--------------|-----|----|----|--------------|

|  |  |                     |                     |            |  |  |                     |
|--|--|---------------------|---------------------|------------|--|--|---------------------|
| <b>TOTAL Items Not Included in Recommendations</b> |  | <b>\$50,377,002</b> | <b>\$50,377,002</b> | <b>0.0</b> |  |  | <b>\$50,377,002</b> |
|--|--|---------------------|---------------------|------------|--|--|---------------------|

Note: Items listed above reflect agency exceptional items as of their Legislative Appropriations Request and may be updated in future documents.

**Fiscal Programs - Comptroller of Public Accounts  
Appendices - Senate**

| <b>Table of Contents</b> |   |             |
|--------------------------|---|-------------|
| <b>Appendix</b>          | <b>Appendix Title</b>                           | <b>Page</b> |
| <b>A</b>                 | Funding Changes and Recommendations by Strategy | 11          |
| <b>B</b>                 | Summary of Federal Funds                        | 14          |
| <b>C</b>                 | FTE Highlights                                  | 15          |

**Fiscal Programs - Comptroller of Public Accounts  
Funding Changes and Recommendations by Strategy - Senate -- ALL FUNDS**

| <b>Strategy/Goal</b>                     | <b>2024-25<br/>Base</b> | <b>2026-27<br/>Recommended</b> | <b>Biennial<br/>Change</b> | <b>%<br/>Change</b> | <b>Comments</b>  |
|--|-------------------------|--------------------------------|----------------------------|---------------------|--|
| MISCELLANEOUS CLAIMS A.1.1               | \$42,407,421            | \$1,326,000,000                | \$1,283,592,579            | 3,026.8%            | Recommendations include an estimated \$26.0 million in General Revenue (GR) funds for payment of miscellaneous claims and wrongful imprisonment claims, reflecting a decrease of \$15,203,732 million in GR, \$30,877 in GR-Dedicated funds, \$395 in Federal Funds, and \$1,172,417 in Other Funds. This decrease is offset by an increase of \$1,300,000,000 in General Revenue for a rider appropriation unrelated to Miscellaneous Claims. |
| REIMBURSE - BEVERAGE TAX A.1.2           | \$635,248,439           | \$731,113,000                  | \$95,864,561               | 15.1%               | Recommendations include an increase of \$95,864,561 million in General Revenue for distribution of 10.7143 percent of mixed beverage gross receipts tax and sales tax receipts to cities and counties. Recommendations reflect the agency's exceptional item request for estimated disbursements.  |
| JUDGMENTS AND SETTLEMENTS A.1.3          | \$1,500,000             | \$1,500,000                    | \$0                        | 0.0%                |  |
| COUNTY TAXES - UNIVERSITY LANDS A.1.4    | \$21,038,871            | \$20,144,442                   | (\$894,429)                | (4.3%)              | Recommendations reflect a decrease of \$894,429 in General Revenue for payment of county taxes on University of Texas endowment lands.   |
| LATERAL ROAD FUND DISTRICTS A.1.5        | \$14,600,000            | \$14,600,000                   | \$0                        | 0.0%                |  |
| UNCLAIMED PROPERTY A.1.6                 | \$663,024,406           | \$661,257,357                  | (\$1,767,049)              | (0.3%)              | Recommendations reflect a decrease of \$2,900,000 in General Revenue for one-time funding to transfer duties of unclaimed property securities management to the Comptroller of Public Accounts (Agency 304), offset by an increase of \$1,132,951 in General Revenue for estimated payments of unclaimed property claims.  |
| LAW ENFORCEMENT EDUCATION FUNDS A.1.7    | \$24,000,000            | \$24,000,000                   | \$0                        | 0.0%                |  |
| SUBSEQUENT CVC CLAIMS A.1.8              | \$406,704               | \$406,704                      | \$0                        | 0.0%                |  |
| GROSS WEIGHT/AXLE FEE DISTRIBUTION A.1.9 | \$34,000,000            | \$34,000,000                   | \$0                        | 0.0%                |  |
| HABITAT PROTECTION FUND A.1.10           | \$4,750,000             | \$4,750,000                    | \$0                        | 0.0%                |  |
| DISABLED VETERAN ASSIST PAYMENTS A.1.11  | \$19,000,000            | \$19,000,000                   | \$0                        | 0.0%                |  |
| TEXAS BULLION DEPOSITORY A.1.12          | \$350,000               | \$350,000                      | \$0                        | 0.0%                |  |
| OPIOID ABATEMENT A.1.13                  | \$41,509,036            | \$5,000,000                    | (\$36,509,036)             | (88.0%)             | Recommendations reflect a decrease of \$36,509,036 in General Revenue-Dedicated Account 5189 - Opioid Abatement Account appropriated to the Fiscal Programs - Comptroller of Public Accounts.  |
| COUNTY LAW ENFORCEMENT A.1.14            | \$330,800,000           | \$330,800,000                  | \$0                        | 0.0%                |  |

**Fiscal Programs - Comptroller of Public Accounts  
Funding Changes and Recommendations by Strategy - Senate -- ALL FUNDS**

| <b>Strategy/Goal</b>                        | <b>2024-25<br/>Base</b> | <b>2026-27<br/>Recommended</b> | <b>Biennial<br/>Change</b> | <b>%<br/>Change</b> | <b>Comments</b>  |
|---|-------------------------|--------------------------------|----------------------------|---------------------|--|
| ADVANCED TAX COMPLIANCE A.1.1.5             | \$13,943,648            | \$0                            | (\$13,943,648)             | (100.0%)            | Recommendations reflect a decrease of \$13,943,648 in General Revenue due to the agency requested transfer of the Advanced Tax Compliance strategy to the Comptroller of Public Accounts.  |
| <b>Total, Goal A, CPA - FISCAL PROGRAMS</b> | <b>\$1,846,578,525</b>  | <b>\$3,172,921,503</b>         | <b>\$1,326,342,978</b>     | <b>71.8%</b>        |  |
| ENERGY OFFICE B.1.1                         | \$3,567,486             | \$3,567,012                    | (\$474)                    | (0.0%)              | Recommendations reflect the following adjustments:<br>General Revenue- Dedicated Oil Overcharge Account 5005: Decrease of \$13,363 in administrative costs for the State Energy Conservation Office.<br>Federal Funds: Increase of \$12,889 due to anticipated net increases in federal grants.  |
| OIL OVERCHARGE SETTLEMENT FUNDS B.1.2       | \$31,280,618            | \$31,280,618                   | \$0                        | 0.0%                |  |
| FEDERAL FUNDS B.1.3                         | \$26,191,988            | \$44,942,954                   | \$18,750,966               | 71.6%               | Recommendations reflect an increase of \$18,750,966 in Federal Funds due to an increase in federal grant programs for the State Energy Conservation Office.  |
| <b>Total, Goal B, ENERGY OFFICE</b>         | <b>\$61,040,092</b>     | <b>\$79,790,584</b>            | <b>\$18,750,492</b>        | <b>30.7%</b>        |  |
| TEXAS BDO ADMINISTRATION C.1.1              | \$5,000,000             | \$5,000,000                    | \$0                        | 0.0%                |  |
| TEXAS BDO FEDERAL FUNDS C.1.2               | \$1,351,604,449         | \$1,947,200,000                | \$595,595,551              | 44.1%               | Recommendations reflect a method of finance swap to reclass \$854,236,837 from GR-Dedicated Account 5187, Broadband Development to Federal Funds and an increase of \$817,963,163 in Federal Funds due to anticipated federal grants, offset by a decrease in federal Coronavirus State Fiscal Recovery Funds of \$222,367,612.<br>Recommendations reflect the agency's exceptional item request for Broadband Development federal grants. |
| TEXAS BDO STATE FUNDS C.1.3                 | \$882,500,000           | \$466,800,000                  | (\$415,700,000)            | (47.1%)             | Recommendations reflect the following adjustments:<br>General Revenue: Decrease of \$4,500,000 for one-time appropriation for Bowie County Broadband.<br>Federal Funds: Decrease of \$75,000,000 for one-time transfer from the Broadband Infrastructure Fund (BIF) to the Federal Pole Replacement Fund No. 188.<br>Other Funds: Decrease of \$336,200,000 for carry forward of unexpended balances of grant funding from the BIF.        |

**Fiscal Programs - Comptroller of Public Accounts  
Funding Changes and Recommendations by Strategy - Senate -- ALL FUNDS**

| <b>Strategy/Goal</b>                                     | <b>2024-25<br/>Base</b> | <b>2026-27<br/>Recommended</b> | <b>Biennial<br/>Change</b> | <b>%<br/>Change</b> | <b>Comments</b> |
|--|-------------------------|--------------------------------|----------------------------|---------------------|-----------------|
| <b>Total, Goal C, TEXAS BROADBAND DEVELOPMENT OFFICE</b> | <b>\$2,239,104,449</b>  | <b>\$2,419,000,000</b>         | <b>\$179,895,551</b>       | <b>8.0%</b>         |                 |
| <b>Grand Total, All Strategies</b>                       | <b>\$4,146,723,066</b>  | <b>\$5,671,712,087</b>         | <b>\$1,524,989,021</b>     | <b>36.8%</b>        |                 |

**Fiscal Programs - Comptroller of Public Accounts  
Summary of Federal Funds - Senate  
(Dollar amounts in Millions)**

| <b>Program</b>   | <b>Est 2024</b> | <b>Bud 2025</b> | <b>Rec 2026</b>  | <b>Rec 2027</b> | <b>2024-25<br/>Base</b> | <b>2026-27<br/>Rec</b> | <b>2026-27<br/>Rec %<br/>Total</b> | <b>Recommended<br/>Over/(Under)<br/>Base</b> | <b>% Change<br/>from Base</b> |
|--|-----------------|-----------------|------------------|-----------------|-------------------------|------------------------|------------------------------------|--|-------------------------------|
| Broadband Equity, Access, and Deployment Program (BEAD)            | \$0.0           | \$0.0           | \$836.1          | \$836.1         | \$0.0                   | \$1,672.2              | 83.9%                              | \$1,672.2                                    | 0.0%                          |
| COVID19 Capital Projects Fund                                      | \$35.0          | \$462.4         | \$200.0          | \$75.0          | \$497.4                 | \$275.0                | 13.8%                              | (\$222.4)                                    | (44.7%)                       |
| State Energy Program   | \$3.9           | \$4.0           | \$10.8           | \$10.8          | \$7.8                   | \$21.7                 | 1.1%                               | \$13.9                                       | 176.8%                        |
| State Energy Program- Revolving Loan Fund                          | \$7.8           | \$7.8           | \$7.8            | \$7.8           | \$15.7                  | \$15.7                 | 0.8%                               | \$0.0  | 0.0%                          |
| Energy Efficiency and Conservation Block Grant                     | \$0.0           | \$0.0           | \$2.4            | \$2.4           | \$0.0                   | \$4.8                  | 0.2%                               | \$4.8  | 0.0%                          |
| Environmental Monitoring/Clean-up                                  | \$1.7           | \$1.7           | \$1.7            | \$1.7           | \$3.4                   | \$3.4                  | 0.2%                               | \$0.0  | 1.2%                          |
| Transport of Transuranic Wastes to the Waste Isolation Pilot Plant | \$0.5           | \$0.5           | \$0.5            | \$0.5           | \$1.0                   | \$1.0                  | 0.0%                               | \$0.0  | 1.6%                          |
| Comptroller Miscellaneous Claims Federal Funds Payments            | \$0.0           | \$0.0           | \$0.0            | \$0.0           | \$0.0                   | \$0.0                  | 0.0%                               | (\$0.0)                                      | (100.0%)                      |
| Pole Replacement Fund 118  | \$0.0           | \$75.0          | \$0.0            | \$0.0           | \$75.0                  | \$0.0                  | 0.0%                               | (\$75.0)                                     | (100.0%)                      |
| <b>TOTAL:</b>  | <b>\$48.8</b>   | <b>\$551.4</b>  | <b>\$1,059.4</b> | <b>\$934.4</b>  | <b>\$600.2</b>          | <b>\$1,993.8</b>       | <b>100.0%</b>                      | <b>\$1,393.6</b>                             | <b>232.2%</b>                 |

Note: House Bill 9, Eighty-eighth Legislature, Regular Session required a one-time \$75.0 million transfer from the General Revenue- Dedicated Broadband Infrastructure Fund No. 19 to the Broadband Pole Replacement Fund No. 188. Because the Comptroller classifies the Broadband Pole Replacement Fund as Federal Funds, the \$75 million transfer has been identified as Federal Funds.

Note: The increase in funding from the Broadband Equity, Access, and Deployment (BEAD) Program is due to a reclass of Federal Funds deposited to the GR-Dedicated Broadband Development Account as Federal funds, resulting in a method of finance swap of \$854.2 million and a corresponding increase of \$818.0 million.

**Fiscal Programs - Comptroller of Public Accounts  
FTE Highlights - Senate**

| <b>Full-Time-Equivalent Positions</b> | <b>Expended<br/>2023</b> | <b>Actual<br/>2024</b> | <b>Budgeted<br/>2025</b> | <b>Recommended<br/>2026</b> | <b>Recommended<br/>2027</b> |
|---------------------------------------|--------------------------|------------------------|--------------------------|-----------------------------|-----------------------------|
| Cap                                   | 20.0                     | 43.0                   | 43.0                     | 61.0                        | 61.0                        |
| Actual/Budgeted                       | 16.3                     | 21.8                   | 43.0                     | NA                          | NA                          |

Notes:

a) The State Auditor's Office is the source for the FY 2023 and FY 2024 annual average (actual) FTE levels. The actual FTE figures are less than the FTE cap while the agency is in the process of hiring additional staff for the Broadband Development Office and the State Energy Conservation Office.

b) Recommendations reflect an increase of 18.0 FTEs appropriated to the Fiscal Programs - Comptroller of Public Accounts for administration of the State Energy Conservation Office.