

**Texas Division of Emergency Management
Summary of Budget Recommendations - Senate**

Page III-272
Nim Kidd, Chief
Chloe Powers, LBB Analyst

Method of Financing	2024-25 Base	2026-27 Recommended	Biennial Change (\$)	Biennial Change (%)
General Revenue Funds	\$79,891,938	\$68,126,236	(\$11,765,702)	(14.7%)
GR Dedicated Funds	\$4,854,000	\$1,000,000	(\$3,854,000)	(79.4%)
Total GR-Related Funds	\$84,745,938	\$69,126,236	(\$15,619,702)	(18.4%)
Federal Funds	\$2,338,632,157	\$2,076,380,113	(\$262,252,044)	(11.2%)
Other	\$390,883,256	\$30,715,180	(\$360,168,076)	(92.1%)
All Funds	\$2,814,261,351	\$2,176,221,529	(\$638,039,822)	(22.7%)

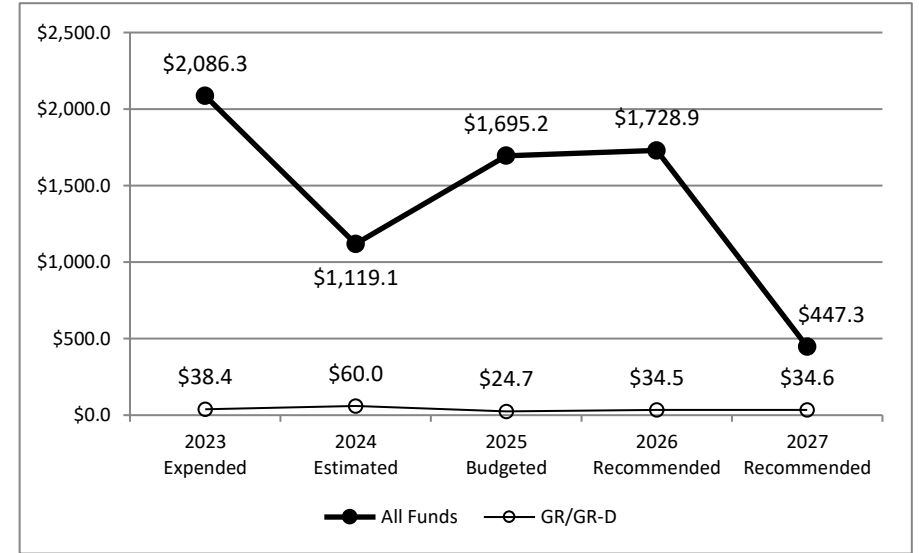
	FY 2025 Budgeted	FY 2027 Recommended	Biennial Change	Percent Change
FTEs	594.4	421.4	(173.0)	(29.1%)

Agency Budget and Policy Issues and/or Highlights

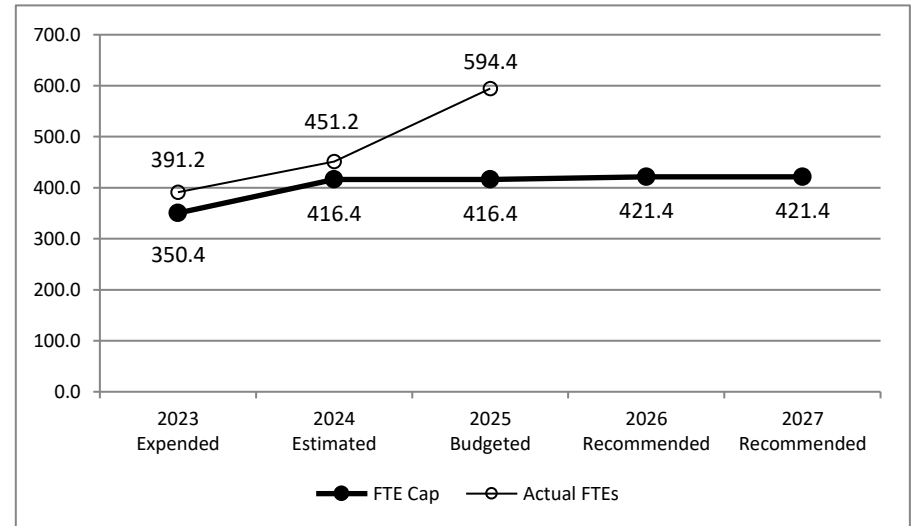
The Eighty-sixth Legislature, 2019, transferred the Texas Division of Emergency Management (TDEM) from the Department of Public Safety to the Texas A&M University System as one of the System's state agencies. Government Code, Chapter 418, mandates specific responsibilities assigned to TDEM, including coordinating the efforts of other state agencies in disaster response; coordinating emergency planning; providing an extensive array of specialized training for emergency responders and local officials; and administering disaster recovery and hazard mitigation programs in the state. After receiving funds from the Eighty-seventh Legislature, 2021, TDEM also began constructing and operating regional warehouses and storage areas for emergency preparedness.

The bill pattern for this agency (2026-27 Recommended) represents an estimated 99.4% of the agency's estimated total available funds for the 2026-27 biennium.

Historical Funding Levels (Millions)



Historical Full-Time-Equivalent Employees (FTEs)



**Texas Division of Emergency Management
Summary of Funding Changes and Recommendations - Senate**

Funding Changes and Recommendations for the 2026-27 Biennium compared to the 2024-25 Base Spending Level (in millions)	General Revenue	GR-Dedicated	Federal Funds	Other Funds	All Funds	Strategy in Appendix A	
<i>SIGNIFICANT Funding Changes and Recommendations (each issue is explained in Section 3 and additional details are provided in Appendix A):</i>							
A)	Reduction of \$13,300,000 in General Revenue due to removal of one-time supplemental appropriations for vehicle purchases, offset by an increase of \$3,459,127 in General Revenue for related ongoing full-time equivalents, fuel, and maintenance of vehicles.	(\$9.8)	\$0.0	\$0.0	\$0.0	(\$9.8)	B.1.1
B)	Reduction of \$3,854,000 in Disaster Recovery Loan funding, as a balance to loan additional funds during 2026-27 is not anticipated.	\$0.0	(\$3.9)	\$0.0	\$0.0	(\$3.9)	A.1.3
C)	Net reduction of \$310,337,186 in Coronavirus Relief Funds for COVID-19 response and the construction of a new state emergency operations center.	\$0.0	\$0.0	(\$310.3)	\$0.0	(\$310.3)	A.1.3, A.1.4, C.1.1
D)	Increase of \$48,085,142 in other Federal Funds primarily due to a new Department of Energy grant and an anticipated increase in the Pre-Disaster Mitigation and Hurricane Harvey Mitigation grant expenditures.	\$0.0	\$0.0	\$48.1	\$0.0	\$48.1	A.1.1, A.1.2, A.1.3, A.1.4, C.1.1
E)	Reduction of \$312,596,129 in onetime Disaster/Deficiency/Emergency Grants from the Office of the Governor not anticipated in 2026-27.	\$0.0	\$0.0	\$0.0	(\$312.6)	(\$312.6)	A.1.3, A.1.4
<i>OTHER Funding Changes and Recommendations (these issues are not addressed in Section 3 but details are provided in Appendix A):</i>							
F)	Increase in funding to biennialize the statewide salary adjustments included in the 2024-25 appropriations.	\$3.1	\$0.0	\$0.0	\$0.0	\$3.1	Multiple Strategies
G)	Reduction of \$5,000,000 in General Revenue due to one-time funding for the Wilson County Emergency Operations Center in 2024-25.	(\$5.0)	\$0.0	\$0.0	\$0.0	(\$5.0)	A.1.4
H)	Reduction of \$47,571,947 in Other Funds primarily due to a decrease in Appropriated Receipts as Emergency Management Assistance Compact programs are not projected.	\$0.0	\$0.0	\$0.0	(\$47.6)	(\$47.6)	A.1.1, A.1.3, A.1.4, C.1.1
TOTAL SIGNIFICANT & OTHER Funding Changes and Recommendations (in millions)							
		(\$11.7)	(\$3.9)	(\$262.2)	(\$360.2)	(\$638.0)	As Listed
<i>SIGNIFICANT & OTHER Funding Increases</i>		\$3.1	\$0.0	\$48.1	\$0.0	\$51.2	As Listed
<i>SIGNIFICANT & OTHER Funding Decreases</i>		(\$14.8)	(\$3.9)	(\$310.3)	(\$360.2)	(\$689.2)	As Listed

NOTE: Totals may not sum due to rounding.

**Texas Division of Emergency Management
Selected Fiscal and Policy Issues - Senate**

1. **State Operations Center.** The State Operations Center (SOC) monitors emergencies and coordinates with state and local officials to provide information and assistance for emergency response. TDEM received \$300.0 million from the COVID-19 State Fiscal Recovery Fund (CSFR) through Senate Bill 8, Eighty-seventh Legislature, Third Called Session, 2021, for the construction of the new State Operations Center. The Eighty-eighth Legislature, Regular Session, 2023, granted TDEM authority in Senate Bill 30 to carryforward \$259.8 million into the 2024-25 biennium. In November 2023, the Texas A&M University System Board of Regents voted to begin construction on the center, located in Austin. The project is expected to be substantially completed by August 2026.

In March 2024, the U.S. Department of the Treasury released clarification of the deadlines for obligating and expending remaining CSFR funds. Based on this guidance, as a recipient of the CSFR funds, Texas must obligate CSFR funds no later than December 31, 2024. Subrecipients, including TDEM, must fully expend CSFR funds by December 31, 2026. TDEM has requested a new rider to grant the agency authority to carryforward the remaining \$107.1 million CSFR funds into the 2026-27 biennium. **This request is not included in recommendations for 2026-27.**

2. **Regional Warehouses and Staging Areas.** House Bill 2, In the Eighty-seventh Legislature, Regular Session, 2021, appropriated \$60.0 million in General Revenue to TDEM for the purchase of warehouse and staging sites; the acquisition of equipment, inventory, and supplies; and the paying of salaries, benefits and other costs relating to the expansion of sites, for the two-year period beginning June 2021. TDEM used its authority to carryforward the unexpended balance of \$59.9 million into the 2022-23 biennium. In fiscal year 2022, TDEM purchased a 258,000-square-foot logistics and distribution center in San Antonio, and, in fiscal year 2023, the agency opened a 60,000-square-foot warehouse at the Texas A&M RELLIS Technology & Innovation Campus in College Station to serve as a central storage facility for the region. House Bill 2 authorized TDEM to use federal or other funds for the regional warehouses and staging areas, to the extent that funds were available. TDEM was able to use a federal emergency preparedness grant for some costs of the RELLIS warehouse in the 2022-23 biennium. The Eighty-eighth Legislature, Regular Session, 2023, appropriated \$8.5 million in General Revenue for operating costs and personnel staffed at the warehouses, as reflected in Strategy A.1.5. **Recommendations increase funding for Strategy A.1.5 to \$8.8 million for the 2026-27 biennium to biennialize the statewide salary adjustments included in the 2024-25 biennium.**

In addition, TDEM has made an exceptional item request of \$315.0 million in General Revenue for fiscal year 2026 for seven additional regional Emergency Operations Facilities. The new sites would be located in the Amarillo/Lubbock, Victoria, McAllen, San Angelo, El Paso, Lufkin, and Fort Worth regions, pending availability of state-owned land. The agency is also requesting anticipated out-year costs of \$10.3 million in the 2028-29 biennium to support operating costs and personnel at the additional regional storage and staging sites.

3. **Indirect Administration and Fleet Costs.** When TDEM was moved from the Department of Public Safety in 2019, the agency did not have a standalone strategy for indirect administration costs. The Eighty-seventh Legislature, 2021, appropriated \$11.4 million in fiscal year 2022 and \$5.9 million in fiscal year 2023 out of General Revenue for agency operations. The Legislature directed \$5.5 million out of amounts appropriated in fiscal year 2022 to be used for vehicle purchases and fleet maintenance. In the 2024-25 biennium, TDEM requested an exceptional item for fleet base funding, which included vehicles, FTEs, fuel, and maintenance, and Senate Bill 30, Eighty-eighth Legislature, 2023, appropriated \$13.3 million (the \$5.5 million in the base and the exceptional item of \$7.8 million) for motor vehicle purchases. After working with the Comptroller of Public Accounts, TDEM confirmed that the agency had authority to use this funding for FTEs, fuel, and maintenance as well. For the 2026-27 biennium, **recommendations maintain the \$3.5 million and 5.0 FTEs for the agency's fleet base funding.** This recommendation aligns with the agency's previous fleet base request excluding funding for capital expenditures. Additionally, TDEM has requested \$14.2 million in General Revenue and 5.0 FTEs in an exceptional item request for fleet funding in 2026-27.
4. **Disaster Recovery Loan Program.** Senate Bill 6, Eighty-sixth Legislature, 2019, established the Disaster Recovery Loan Program to provide short-term loans for disaster recovery projects to eligible political subdivisions. The Legislature appropriated \$10.0 million for this program in fiscal year 2020, to be transferred into the Disaster Recovery Loan Program Account. No funds were expended in the 2020-21 biennium, but the agency was granted rider authority to carryforward the unexpended balance of \$10.0 million to the 2022-23 biennium. TDEM has distributed two loans from the program, both to Refugio County; the agency distributed

\$6.1 million in fiscal year 2022 and \$3.0 million in fiscal year 2024. The remaining balance of the loan fund is \$854,000. As of March 2024, TDEM has not received any additional applications for disaster recovery loan funds. Due to the nature of the revolving loan program, in which all revenue from interest, loan repayments, fees, and other funds are returned to the account for future loans, **recommendations do not include any new appropriation, but do maintain the language of Rider 4 to allow TDEM to carryforward any remaining funds (estimated \$0) in the account to the next fiscal biennium.**

5. **Emergency Response Funding Overview.** TDEM receives a large amount of federal and state funding for its role in emergency response each biennium. Because costs for future disasters are not accounted for, there is a regular decrease in the agency's bill pattern when compared to the funds expended and estimated in the previous biennium. Those specific reductions for the 2026-27 biennium, as compared to the 2024-25 biennium, are detailed in Appendix A. The agency received \$2,656.1 million in federal and state funding in response to disasters and emergencies in the 2024-25 biennium, as detailed below. More information on federal funding in the 2026-27 biennium can be found on page 6 and in Appendix B.

COVID-19 Response

TDEM received \$1,758.7 million in federal funding in 2024-25 allocated for the state's response to the COVID-19 pandemic. This amount includes:

- \$1,493.6 million in COVID-19 Public Assistance Grants;
- \$247.3 million in COVID-19 State Fiscal Recovery Funds;
- \$15.0 million in COVID-19 Hazard Mitigation Grants; and
- \$2.7 million in COVID-19 Emergency Management Performance Grant funding.

Ongoing Hurricane Response

TDEM continues to receive funding for its activities relating to recovery following Hurricane Harvey and Hurricane Laura, which made landfall in August 2017 and August 2020, respectively. In 2024-25, the agency received \$398.6 million in federal funds related to hurricane response, including:

- \$243.8 million in Hurricane Harvey Public Assistance Grants;
- \$144.2 million in Harvey Hazard Mitigation Grants; and
- \$10.6 million for Hurricane Laura response.

Other Disaster Response

TDEM received \$181.4 million in federal funding for response to various other disasters during the 2024-25 biennium, including wildfires, tropical weather, and earthquakes. This amount includes:

- \$94.3 million in Public Assistance Grants;
- \$40.5 million in Emergency Management Performance Grants;
- \$17.0 million in Hazard Mitigation Grants;
- \$16.2 million in Pre-Disaster Mitigation Grants;
- \$4.3 million in Fire Management Assistance Grants;
- \$5.1 million Grid Infrastructure Deployment and Resilience Grants;
- \$3.3 million in Hazardous Materials Emergency Preparedness Grants; and
- \$0.6 million in Pipeline Emergency Response Grants.

TDEM also receives state funds to support disaster response. TDEM reported \$312.6 million in Disaster and Deficiency Grants from the Office of the Governor (OOG) for various disasters in fiscal year 2024 and may receive additional OOG grants for disasters through the biennium. In addition, TDEM received \$3.9 million for the Disaster Recovery Loan Program and \$1.0 million for opioid abatement in the 2024-25 biennium.

6. **Keeping Texas Prepared.** The Eighty-eighth Legislature, 2023, appropriated \$96.7 million in All Funds and 174.8 FTEs to the Texas Division of Emergency Management, the Texas A&M Agrilife Extension Service, Texas A&M Veterinary Medical Diagnostic Laboratory, Texas A&M Forest Service, and Texas A&M Engineering Extension Service through Senate Bill 30 for several initiatives under the Keeping Texas Prepared (KTP) program. This resulted from the System's joint request for funding to support mostly existing programs at agencies responsible for emergency response. The agencies were funded and provided FTEs at 75.0 percent of their original exceptional item request and received unexpended balance authority through fiscal years 2024 and 2025. Funding for KTP was included in the agencies' 2026-27 GR/GR-D Limits.

For the 2026-27 biennium, the five emergency response agencies are requesting exceptional items to expand Keeping Texas Prepared initiatives totaling \$78.9 million and 203.0 FTEs. TDEM has requested \$17.0 million and 59.0 FTEs to support recruitment and retention efforts and IT infrastructure. **This request is not included in recommendations for the 2026-2027 biennium.**

Texas Division of Emergency Management

Summary of Federal Funds (2026-27) - Senate

Total \$2,076.4M

COVID-19 Public Assistance Grants

\$1,285.8
61.9%



Federal reimbursement for state activities to save lives and protect property

Hurricane Harvey Public Assistance Grants
\$255.8
12.3%



Funds to support recovery after Hurricane Harvey

Hurricane Harvey Hazard Mitigation
\$200.9
9.7%



Funds to address future risks of natural disasters

All Other COVID-19 Grants
\$162.6
7.8%



Funds to support states in their recovery from impacts of COVID-19

Public Assistance Grants
\$70.6
3.4%



Funds to assist states and local governments in recovery from disasters or emergencies

All Others
\$100.8
4.9%



All other grants include disaster preparation and mitigation awards

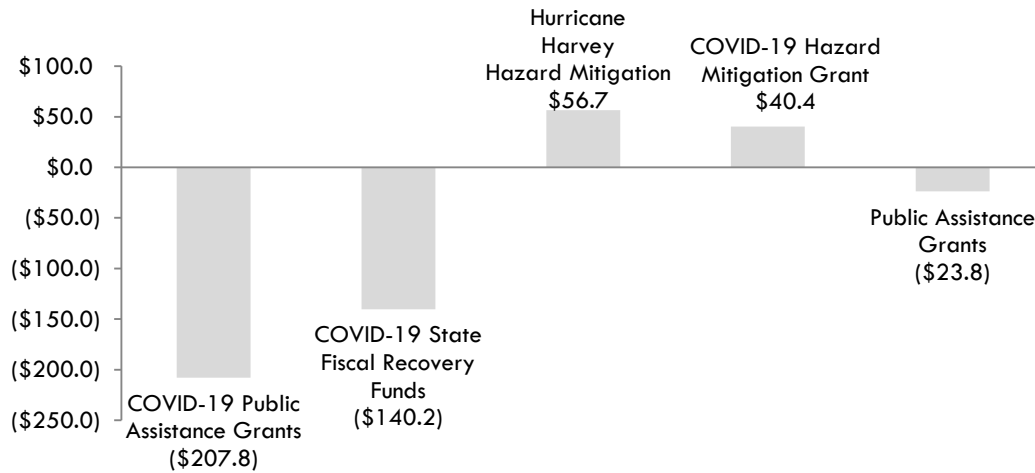
Selected Federal Fiscal and Policy Issues

Fiscal 2026-27 federal funds estimates show a decrease of 11.2 percent, or \$262.3 million, from the prior biennium. This is due in large part to the expenditure of temporary COVID-19 grants, such as the State Fiscal Recovery Fund and Public Assistance grants.

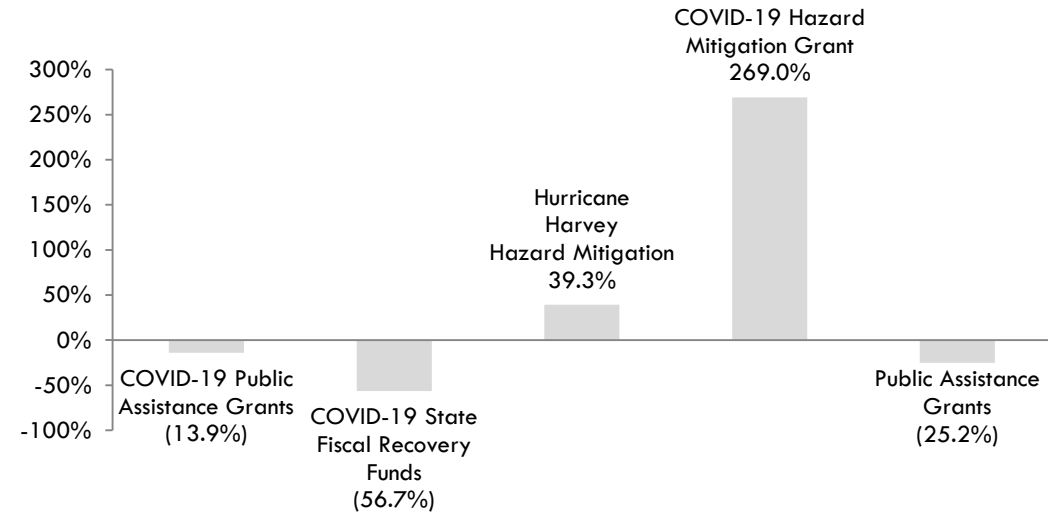
Some grants show an increase for 2026-27, such as hazard mitigation grants.

Programs with Significant Federal Funding Changes from 2024-25

Program Change-by Amount (In Millions)



Program Change-by Percentage



**Texas Division of Emergency Management
Rider Highlights - Senate**

Modification of Existing Riders

The following riders include recommendations to make conforming changes such as updating fiscal years and estimated amounts and ensuring statutory citations are consistent: Rider 3, Unexpended Balances Within the Biennium; Rider 4, Disaster Recovery Loan Program; Rider 5, Informational listing of funds: Pass-through funds to cities, counties and other entities; Rider 6, Cash Flow Contingency for Federal Funds; and Rider 7, Indirect Cost funds Received.

Deleted Riders

5. **Disaster Recovery Task Force.** Rider is no longer needed, as funding is part of the agency's baseline.
11. **Wilson County Emergency Operations Center.** Rider is no longer required, as it was associated with one-time funding.

**Texas Division of Emergency Management
Items Not Included in Recommendations - Senate**

	2026-27 Biennial Total			Information Technology Involved?	Contracting Involved?	Estimated Continued Cost 2028-29
	GR & GR-D	All Funds	FTEs			

Agency Rider Requests Not Included

A)	TDEM requested a new rider providing authority to carryforward any unexpended balances from appropriations made in Senate Bill 8, Eighty-seventh Legislature, 3rd Called Session, 2021, for the State Operations Center into the 2026-27 biennium.					
----	--	--	--	--	--	--

Agency Exceptional Items Not Included (in agency priority order)

1)	Regional Emergency Operations Facilities and Resource Staging Areas. Funding would support seven Emergency Operations Facilities to provide office space for staff, emergency operations centers, and resource storage and staging areas. Funding would also allow the agency to enhance the regional operations center in San Antonio and Fort Worth to support emergency response operations.	\$315,000,000	\$315,000,000	0.0	No	Yes	\$10,326,706
2)	Keeping Texas Prepared; Agency Support. Funding would support recruitment and retention efforts and IT infrastructure.	\$17,000,000	\$17,000,000	59.0	Yes	Yes	\$11,992,500
3)	Fleet Base Funding. Funding would support the replacement of vehicles that have reached or surpassed the agency's mileage/age thresholds and the purchase of additional vehicles to accommodate new full-time employee positions.	\$14,200,000	\$14,200,000	5.0	No	Yes	\$28,682,927

TOTAL Items Not Included in Recommendations		\$346,200,000	\$346,200,000	64.0			\$51,002,133
--	--	----------------------	----------------------	-------------	--	--	---------------------

**Texas Division of Emergency Management
Appendices - Senate**

Table of Contents		
Appendix	Appendix Title	Page
A	Funding Changes and Recommendations by Strategy	10
B	Summary of Federal Funds	13
C	FTE Highlights	14

* Appendix is not included - no significant information to report

**Texas Division of Emergency Management
Funding Changes and Recommendations by Strategy - Senate -- ALL FUNDS**

Strategy/Goal	2024-25 Base	2026-27 Recommended	Biennial Change	% Change	Comments
EMERGENCY PREPAREDNESS A.1.1	\$28,167,298	\$28,839,988	\$672,690	2.4%	Recommendations include: <ul style="list-style-type: none"> • \$335,313 increase in General Revenue to biennialize the statewide salary adjustments included in the 2024-25 appropriations; • \$188,872 reduction in Federal Funds due to a direct federal program that has not been awarded or budgeted for in the 2026-27 biennium; • \$43,189 reduction in Appropriated Receipts due to larger turnout for the Texas Emergency Management Conference in the 2024-25 biennium; and • \$569,438 increase in Interagency Contracts due to an anticipated increase of expenditures in relation to a Satellite grant.
RESPONSE COORDINATION A.1.2	\$19,529,763	\$21,743,923	\$2,214,160	11.3%	Recommendations include: <ul style="list-style-type: none"> • \$806,120 increase in General Revenue to biennialize the statewide salary adjustments included in the 2024-25 appropriations; and • \$1,408,040 increase in Federal Funds due to vacant positions in fiscal year 2024. Funding was utilized in Strategy A.1.4 in support of the grant program for one-time projects.
RECOVERY AND MITIGATION A.1.3	\$2,084,789,564	\$1,961,691,802	(\$123,097,762)	(5.9%)	Recommendations include: <ul style="list-style-type: none"> • \$1,052,825 increase in General Revenue to biennialize the statewide salary adjustments included in the 2024-25 appropriations; • \$167,752,685 reduction in Coronavirus Relief Funds due to COVID Public Assistance projects closing; • \$48,752,776 increase in Federal Funds due to a new Department of Energy grant and an anticipated increase in the Pre-Disaster Mitigation and Hurricane Harvey Hazard Mitigation grant expenditures; • \$565,735 reduction in Interagency Contracts due higher expenditures in fiscal year 2024 from an increase of pass through payments; • \$3,854,000 reduction in Disaster Recovery Loan funding, as a balance to loan additional funds during the 2026-27 biennium is not anticipated; and • \$730,943 reduction in Disaster/Deficiency/Emergency Grants, as funding is not projected for the 2026-27 biennium.

**Texas Division of Emergency Management
Funding Changes and Recommendations by Strategy - Senate -- ALL FUNDS**

Strategy/Goal	2024-25 Base	2026-27 Recommended	Biennial Change	% Change	Comments
STATE OPERATIONS CENTER A.1.4	\$626,518,997	\$117,063,895	(\$509,455,102)	(81.3%)	Recommendations include: <ul style="list-style-type: none"> • \$261,423 increase in General Revenue to biennialize the statewide salary adjustments included in the 2024-25 appropriations. • \$5,000,000 reduction in General Revenue due to one-time legislative funding passed through to Wilson County. • \$142,911,400 reduction in Coronavirus Relief Funds as expenditures trend down during the completion of the new state emergency operation center in the 2026-27 biennium. • \$47,534,131 reduction in Appropriated Receipts, as Emergency Management Assistance Compact program(s) are not projected; • \$311,865,186 reduction in Disaster/Deficiency/Emergency Grants, as funding is not projected for the 2026-27 biennium. • \$2,405,808 reduction in Federal Funds due to available grant funds from Strategy A.1.2 for one-time costs. The balance of the difference is also due to one-time costs in fiscal year 2024.
REGIONAL WAREHOUSES/STAGING AREAS A.1.5	\$8,717,834	\$8,807,818	\$89,984	1.0%	Recommendations include an increase in General Revenue to biennialize the statewide salary adjustments included in the 2024-25 appropriations.
Total, Goal A, EMERGENCY MANAGEMENT	\$2,767,723,456	\$2,138,147,426	(\$629,576,030)	(22.7%)	
INDIRECT ADMINISTRATION B.1.1	\$25,689,651	\$16,174,023	(\$9,515,628)	(37.0%)	Recommendations include: <ul style="list-style-type: none"> • \$325,245 increase in General Revenue to biennialize the statewide salary adjustments included in the 2024-25 appropriations; and • \$13,300,000 reduction in General Revenue due to removal of one-time supplemental appropriations for vehicle purchases, offset by an increase of \$3,459,127 in General Revenue for full-time equivalents, fuel, and maintenance of vehicles.
Total, Goal B, INDIRECT ADMINISTRATION	\$25,689,651	\$16,174,023	(\$9,515,628)	(37.0%)	
STAFF GROUP INSURANCE C.1.1	\$6,248,447	\$7,096,022	\$847,575	13.6%	Recommendations include a \$326,899 increase in Coronavirus Relief Funds, \$519,006 in Federal Funds, and \$1,670 increase in Interagency Contracts due to the growth in health insurance costs associated with increased FTEs.
Total, Goal C, STAFF BENEFITS	\$6,248,447	\$7,096,022	\$847,575	13.6%	

**Texas Division of Emergency Management
Funding Changes and Recommendations by Strategy - Senate -- ALL FUNDS**

Strategy/Goal	2024-25 Base	2026-27 Recommended	Biennial Change	% Change	Comments
KEEPING TEXAS PREPARED D.1.1	\$14,599,797	\$14,804,058	\$204,261	1.4%	Recommendations include an increase in General Revenue to biennialize the statewide salary adjustments included in the 2024-25 appropriations.
Total, Goal D, KEEPING TEXAS PREPARED	\$14,599,797	\$14,804,058	\$204,261	1.4%	
Grand Total, All Strategies	\$2,814,261,351	\$2,176,221,529	(\$638,039,822)	(22.7%)	

Texas Division of Emergency Management
Summary of Federal Funds - Senate
(Dollar amounts in Millions)

Program	Est 2024	Bud 2025	Rec 2026	Rec 2027	2024-25 Base	2026-27 Rec	2026-27 Rec % Total	Recommended Over/(Under) Base	% Change from Base
COVID-19 Public Assistance Grants	\$430.3	\$1,063.3	\$1,285.8	\$0.0	\$1,493.6	\$1,285.8	61.9%	(\$207.8)	(13.9%)
Hurricane Harvey Public Assistance Grants	\$96.2	\$147.6	\$131.0	\$124.8	\$243.8	\$255.8	12.3%	\$12.0	4.9%
Hurricane Harvey Hazard Mitigation	\$52.1	\$92.0	\$75.6	\$125.3	\$144.2	\$200.9	9.7%	\$56.7	39.3%
Public Assistance Grants	\$31.5	\$62.9	\$38.0	\$32.6	\$94.3	\$70.6	3.4%	(\$23.8)	(25.2%)
Emergency Management Performance Grants	\$20.8	\$19.7	\$19.7	\$19.7	\$40.5	\$39.3	1.9%	(\$1.2)	(2.9%)
Pre-disaster Mitigation	\$0.9	\$15.4	\$12.3	\$18.4	\$16.2	\$30.7	1.5%	\$14.5	89.1%
Hazard Mitigation Grant	\$8.5	\$8.5	\$10.6	\$5.7	\$17.0	\$16.4	0.8%	(\$0.7)	(3.8%)
Grid Infrastructure Deployment and Resilience	\$0.1	\$5.0	\$5.0	\$5.0	\$5.1	\$10.0	0.5%	\$4.9	95.1%
Interagency Hazardous Material Public Sector Training & Planning	\$1.8	\$1.5	\$1.5	\$1.5	\$3.3	\$3.0	0.1%	(\$0.3)	(8.9%)
Hurricane Laura	\$5.2	\$5.3	\$1.4	\$0.0	\$10.6	\$1.4	0.1%	(\$9.2)	(86.9%)
Pipeline Emergency Response Grant	\$0.6	\$0.0	\$0.0	\$0.0	\$0.6	\$0.0	0.0%	(\$0.6)	(100.0%)
Fire Management Assistance Grant	\$4.3	\$0.0	\$0.0	\$0.0	\$4.3	\$0.0	0.0%	(\$4.3)	(100.0%)
All Other COVID-19 Grants ¹	\$30.7	\$234.3	\$98.2	\$64.3	\$265.1	\$162.6	7.8%	(\$102.5)	(38.7%)
TOTAL:	\$683.0	\$1,655.6	\$1,679.0	\$397.4	\$2,338.6	\$2,076.4	100.0%	(\$262.3)	(11.2%)

¹All Other COVID-19 Grants include: state fiscal recovery funds, hazard mitigation, and emergency performance grants.

Note: Totals may not sum due to rounding.

**Texas Division of Emergency Management
FTE Highlights - Senate**

Full-Time-Equivalent Positions	Expended 2023	Estimated 2024	Budgeted 2025	Recommended 2026	Recommended 2027
Cap	350.4	416.4	416.4	421.4	421.4
Actual/Budgeted	391.2	451.2	594.4	NA	NA

Notes:

a) Actual FTEs for FY 2024 reflect the amount reported by the State Auditor's Office.